

# MOTOCROSS™

POWERSPORTS BATTERIES



## 2015 / 2016

### Battery Applications & Specifications

# MOTOCROSS Powersports Batteries



## Platinum High-Performance OEM

- Premium Absorbed Glass Mat (AGM) technology
- Sealed, non-spillable design
- Meets or exceeds Powersports OEM specs
- Polypropylene cover and container - superior resistance in extreme conditions of cold and heat, more flexible than ABS material

## Platinum High-Performance

- High cranking power
- Vibration and corrosion resistant
- Long, maintenance-free life
- Polypropylene cover and container - superior resistance in extreme conditions of cold and heat, more flexible than ABS material



## Value Batteries

- Maximum power
- Robust heat-sealed fabrication
- Priced right to sell retail
- Polypropylene cover and container - superior resistance in extreme conditions of cold and heat, more flexible than ABS material

# Table of Contents

## General

Features and Benefits.....	2
Terminal Types.....	3
Hardware and Accessories .....	4
Battery Upgrade Cross Reference Chart .....	5
Motocross Top 25 Batteries .....	36

## Specifications

AGM Battery Specifications.....	6-7
Platinum O.E. High Performance Conventional Battery Specifications .....	8-9
Conventional Battery Specifications .....	10-11
Japanese Tractor Battery Specifications .....	11
Battery Supplier Cross Reference .....	12-13

## Applications

Motorcycle.....	14-23
Utility Vehicle (UTV).....	23
Scooter.....	24
All Terrain Vehicle (ATV).....	25-27
Personal Watercraft (PWC).....	27
Snowmobile.....	28-29

## Battery Information

Designation of Battery Type Numbers.....	5
Cutaway Diagram .....	37

## Chargers, Accessories, etc.

Consumer Products .....	32
Professional Shop Products .....	33
Merchandising Aids .....	34
Yuasa NP Batteries .....	35

## DISCLAIMER

The replacement battery information published in this book has been obtained from the equipment manufacturers listed, except as otherwise noted. Users are cautioned that the information contained in this book was the most current information provided to us at the time of publication. The information is subject to change upon notice from equipment manufacturers or field experience. Users should always use the most current edition of the Yuasa Battery Applications and Specifications. Yuasa expressly denies any responsibility for the accuracy of the information provided to us. While we have made every effort to accurately catalog the replacement battery information contained in this book, Yuasa denies any liability for damages as a consequence of using the information in this book. Users should also attempt to obtain replacement battery information from the equipment manufacturer's user manual or service department for their specific application.

## FEATURES AND BENEFITS

Component	Features	Benefits
Cast Grid	Special Grid Design	Severe vibration resistance & improved conductivity
Active Material	Proprietary Formulation	Reduced shedding, maximum utilization & long service life
Pasted Plates	Specified Thickness & Weight	Ensures vibration resistance through precise compression & proper service life through specified active material balance
Dried-Charged Plates	Tank Formed & Dried Plates	Properly dried plates in a sealed battery have a virtually limitless shelf-life, while still retaining 70-80% state of charge when initially filled with acid
Top Lead Connections	Through-Partition Construction, Large Straps	Shorter current path for increased electrical conductivity & higher starting currents, heavier parts for maximum durability
Case-Cover Seal	Thermal Bonded Plastic	Air tight seal to prevent air ingress & acid seepage
Terminal-Cover Seal	Patented Poly-Seal Terminal	Eliminates acid seepage, reduces corrosion & extends battery life
Case & Cover	Polypropylene	Superior resistance to gasoline & oil, impact resistant in extreme weather conditions
Additive	Sulfate Stop (Some models)	Sulfate stop added to reduce the solubility of lead into the acid, which then reduces battery sulfation potential

### YuMicron

Separator	Leaf or Envelope Separator	Polyethylene with glass mat sheet bonded for compression to withstand severe vibration conditions
-----------	----------------------------	---

### GYZ/YTX/High Performance AGM

Separator	AGM (Absorbed Glass Mat)	High puncture resistant separator for increased service in high vibration applications
Top Lead Alloy	Calcium Alloy	Increased weld strength & severe vibration resistance
Vent System	Valve & Flame Arrestor	Valve relieves excess pressure to prevent bursting, flame arrestor frit prevents internal combustion

For More information, See Yuasa Technical Manual

See also Cutaway Diagram on back inside cover

# TERMINAL TYPES

Terminal shapes vary from one battery to another. By identifying the correct replacement battery from the listing in this book, you are assured of the proper terminal configuration. For custom applications, refer to the following chart to identify terminal shape and corresponding batteries.

Type	Terminal				Battery Type				
	Illustration	Front	Side	Top					
<b>1</b>					YB7C-A YB14L-A1	YTX16-BS-1			
<b>2</b>					YB9L-A2 12N5.5-4A YB16AL-A2				
<b>3</b>					Y60-N24AL-B 12N24-3	Y60-N24-A 12N24-3A			
<b>4</b>					GYZ20L YB30L-B YTX15L-BS YTX20L-BS	Y50-N18L-A3 YIX30L-BS YTX16-BS YTX24HL-BS	YB12C-A YIX30L-BS-PW YTX20-BS YTX20HL-BS	YB16B-A YTX14AHL-B YTX20H-BS	YB30CL-B YTX14AH-BS YTX20HL-BS-PW
<b>5</b>					GYZ16H GYZ16HL YB4L-B YTX14L-BS	YTX7L-BS KMX14-BS YT12A-BS YTX20CH-BS	YTX9-BS YB16C-B YTX12-BS YTX4L-BS	YTZ5S YTZ7S YB16CL-B YTX14-BS	YTX5L-BS YB4L-A YTX14H-BS YTX7A-BS
<b>6</b>					YB3L-A YB7L-B YB12A-A YB16-B 12N5-3B 12N7-4A 12N9-4B-1 6N6-3B B54-6	YB3L-B YB9A-A YB12AL-A YB-16-B-CX 12N5-4B 12N7-4B 12N10-3A 6N6-3B-1 B38-6A	YB5L-B YB9-B YB12AL-A2* YB16L-B 12N5.5-3B 12N7D-3B 12N10-3A-1 6N11A-1B	YB7-A YB9L-B YB12A-B YB16HL-A-CX 12N5.5A-3B 12N9-3A-1 12N12A-4A-1 6N11-2D	YB7B-B YB10L-B YB14A-A1 SYB16L-B 12N7-3B 12N9-3B 6N12A-2D B39-6
<b>7</b>					HYB16A-AB Y50-N18A-A	YB16B-A1** Y50-N18L-A	YB18-A Y50-N18L-A-CX	YB18L-A SY50-N18L-AT	
<b>8</b>					YB10A-A2 YB14-A2 YB14-B2 12N14-3A	YB10L-A2 YB14A-A2 YB14L-B2	YB10L-B2 YB14L-A2 12N10-3A-2	YB12B-B2 SYB14L-A2 12N11-3A-1	
<b>9</b>					YHD-12H 12N9-3A				
<b>10</b>					51814	51913	53030	YT19BL-BS	
<b>11</b>					YT9B-BS YT7B-BS	YTZ10S	YTZ12S YT12B-BS	YTZ14S	YT14B-BS
					Note: Terminal is Brass Plated Steel				
<b>12</b>					YTR4A-BS				
<b>13</b>					YT4B-BS				

\*\* Includes terminal adaptor for converting to side mount.  
\* Includes terminal adaptor for converting to top mount.

## HARDWARE

Part No.	Includes**	Fits			
<b>478030*</b>	12mm lg. stainless steel hex bolt 20mm lg. stainless steel hex bolt 6mm stainless steel nut, washer and round brass spacer	YTX15L-BS YB30L-B	YTX20-BS YB30CL-B	YTX20L-BS	
<b>479100</b>	12mm lg. stainless steel hex bolt 6mm stainless steel rectangular nut	Y50-N18L-A3 YTX14H-BS	YTX9-BS YTX14AH-BS	YTX12-BS YTX14AHL-BS	YTX14-BS GYZ16H
<b>479101/479862</b>	12mm lg. stainless steel hex bolt 6mm stainless steel rectangular nut	YTX15L-BS YB30L-B	YTX20(H)-BS YB30CL-B	YTX20(H)L-BS-PW GYZ20L	YTX24HL-BS YIX30L-BS-PW
<b>479102</b>	14mm lg. stainless steel hex bolt 6mm stainless steel square nut	YB16CL-B	YB16C-B		
<b>479104*</b>	12mm lg. stainless steel hex bolt 20mm lg. stainless steel hex bolt 6mm stainless steel nut, washer and round brass spacer	YTX14L-BS for Harley Davidson Sportster YTX14 <sup>FA</sup> for Harley Davidson V-ROD 02-07 YTX14H <sup>FA</sup> for Harley Davidson V-ROD 02-07			
<b>479643*</b>	12mm lg. stainless steel hex bolt 20mm lg. stainless steel hex bolt 6mm stainless steel nut, washer and square brass spacer	YTX20H-BS YIX30L-BS	YTX20HL-BS	YTX24HL-BS	
<b>5BNBSSF6M</b>	11mm lg. stainless steel hex bolt 6mm stainless steel hex nut	12N7-3B 12N9-3B 12N12A-4A-1 YB7B-B YB9L-B YB10L-B YB12A-B	YB14A-A1 YB14L-B2 12N7-4A 12N9-3A-1 12N14-3A YB9-B YB10A-A2	YB10L-B2 YB12AL-A YB14A-A2 YB14L-A2 12N7-4B 12N9-4B-1 YB7-A	YB9A-A YB10L-A2 YB12A-A YB14-A2 YB14-B2 YB16AL-A2
<b>5BNBSS14M</b>	14mm lg. stainless steel hex bolt 6mm stainless steel hex nut	YB14L-A1 YB18L-A	HYB16A-AB YHD-12H	YB16L-B Y50-N18L-A	YB18-A SY50-N18L-A
<b>5BNBSS22M</b>	22mm lg. stainless steel hex bolt 6mm stainless steel hex nut and round brass spacer	YB16-B	YB16-B-CX	YB16HL-A-CX	YB16L-B

\* Use of thread locking agent recommended.

\*\* All hardware listed above is M6 thread.

<sup>FA</sup> Must use Factory Activated battery.

## ACCESSORIES

Part No.	Includes	Fits	
<b>478651</b>	Battery Terminal Cover Kit: • (1) plastic protector • (2) rubber bumpers • Instructions	YTX20(H)-BS	YTX20(H)L-BS
		<i>for Harley-Davidson models:</i> 1991-1996 FXD (Dyna Glide) 1984-1996 FLST (Softail) 1979-1996 XLH (Sportster) 1982-1994 FXR	
<b>478543</b>	20mm plastic height spacer	Included with YTX20HL-PW, use when replacing YB16CL-B	
<b>479020</b>	10mm plastic height spacer	Included with YTX14AH, use when replacing YB14A-A2	
<b>5EXTKW650</b>	650mm long clear vent tube	Various applications	
<b>5EXTKW750</b>	750mm long clear vent tube	Various applications	
<b>479843</b>	17mm plastic height spacer	Included with YIX30L-PW use when replacing YB30CLB	

\* See Battery Cross Reference Chart on page 5.

<sup>FA</sup> Must use Factory Activated battery.

# BATTERY UPGRADE CROSS REFERENCE

AGM Factory Activated	AGM High Performance	AGM	YuMicron CX	Conventional
-	-	-	6YB11-2D	6N11-2D
YTZ5S	YTX4L-BS	YT4L-BS (Discontinued)	YB4L-A, YB4L-B	-
YTZ7S	YTX5L-BS	YT5L-BS (Discontinued)	-	-
-	-	-	YB5L-B	12N5-3B
-	-	-	YB7L-B	12N7-3B
-	-	-	YB7-A	12N7-4A
-	-	-	YB9-B	12N9-4B-1
-	-	-	YB9L-B	12N9-3B
-	-	-	YB10L-A2	12N10-3A-2
-	-	-	YB12A-A	12N12A-4A-1
YTX14H	YTX14H-BS	YTX14-BS	-	-
YTX14AH	YTX14AH-BS	-	YB14-A2, YB14-B2	-
YTX14AH <sup>3,4</sup>	YTX14AH-BS <sup>3,4</sup>	-	YB14A-A1, YB14A-A2	-
YTX14AHL	YTX14AHL-BS	-	YB14L-A2	12N14-3A
YTX14AHL	YTX14AHL-BS	-	YB14L-B2	-
YTX14L	YTX14L-BS	-	-	-
-	-	YT19BL-BS	51913, 51814	-
YTX20CH	YTX20CH-BS	YTX16-BS	-	-
YTX20H <sup>8</sup> , YTX20 <sup>2</sup>	YTX20H-BS <sup>2</sup>	YTX20-BS <sup>2</sup>	YB16-B, YB16-B-CX	-
YTX20H, YTX20 <sup>2</sup>	YTX20H-BS <sup>2</sup>	YTX20-BS <sup>2</sup>	YB18-A	-
YTX20HL-PW <sup>6</sup>	YTX20HL-BS-PW <sup>6</sup>	-	YB16CL-B	-
YTX20HL, YTX20L <sup>7</sup>	YTX20HL-BS <sup>7</sup>	YTX20L-BS <sup>7</sup>	YB16HL-A-CX	-
YTX20HL, YTX20L <sup>2</sup>	YTX20HL-BS <sup>2</sup>	YTX20L-BS <sup>2</sup>	YB16L-B	-
YTX20HL, YTX20L <sup>2</sup>	YTX20HL-BS <sup>2</sup>	YTX20L-BS <sup>2</sup>	YB18L-A	-
YTX20HL, YTX20L	YTX20HL-BS <sup>2</sup>	YTX20L-BS	-	-
YTX24HL <sup>3</sup>	YTX24HL-BS <sup>3</sup>	-	Y50-N18L-A, Y50-N18L-A-CX	-
YTX24HL	YTX24HL-BS	-	Y50-N18-A3	-
YTX24HL <sup>3,1</sup>	YTX24HL-BS <sup>3,1</sup>	-	SY50-N18-AT	-
YIX30L	YIX30L-BS	-	YB30L-B	-
YIX30L-PW <sup>5</sup>	YIX30L-BS-PW <sup>5</sup>	-	YB30CLB	-
YIX30L	YIX30L-BS	-	53030	Y60-N24L-B (Discontinued)

<sup>1</sup> Eliminates need for sensor (needs to be disabled).

<sup>2</sup> The YTX20 series batteries may be used as an optional upgrade, but some modification to the hold down may be necessary. See battery label for retrofit cautions.

<sup>3</sup> Top and front terminal mounts only.

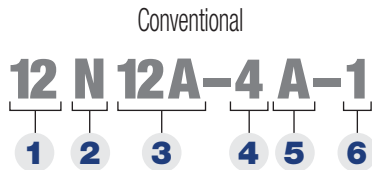
<sup>4</sup> Includes 10mm height spacer.

<sup>5</sup> Includes 17mm height spacer.

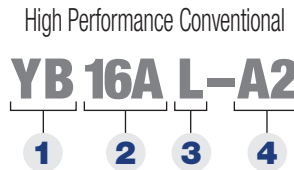
<sup>6</sup> Includes 20mm height spacer for use in replacing YB16CL-B.

<sup>7</sup> Requires use of Yuasa Cover/Spacer Kit, see part no. 478651.

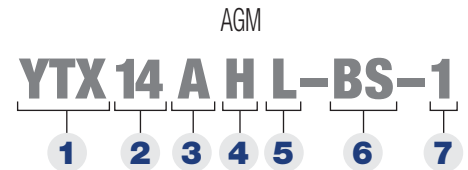
## DESIGNATION OF BATTERY TYPE NUMBERS



- 1** Nominal voltage
- 2** Conventional battery
- 3** Size of battery case
- 4** Polarity location
- 5** Exhaust location
- 6** Designates unique terminal



- 1** High Performance Conventional battery
- 2** Size of battery case
- 3** Polarity location
- 4** Terminal and Exhaust location



- 1** High Performance AGM (YTX, YIX, YTZ, YT, GYZ)
- 2** Performance classification
- 3** Designates unique battery case size
- 4** Higher CCA
- 5** Polarity location
- 6** Bottle supplied electrolyte
- 7** Designates unique terminal

Best

# BATTERY SPECIFICATIONS

## AGM, High Performance

### Factory Activated (Non-Spillable)

12 VOLT

Part No. w/ Acid Pack	Dry Part No.	Battery Type	Capacity AH (10H-R)	Dimensions – Inches (± 1/16 in)			Dimensions – Millimeters (± 2 mm)			Assembly Figure (As Per Cover Polarity)	Approx Weight with Acid (lbs.)	Terminal Type (Refer to page 3)	Acid Volume (Liter)	Regular Charge Current (Amp)	C.C.A. @ 0 °F (-18 °C)
				L	W	H	L	W	H						
M716GH	-	GYZ16H	16	6	3 7/16	5 3/4	150	87	145		12.4	5	N/A	1.6	240
M720GZ	-	GYZ20L	20	6 7/8	3 7/16	6 1/8	175	87	155		15.2	4	N/A	2.0	250
M72H4A	-	YTX14AH*	12	5 5/16	3 1/2	6 9/16	134	89	166		11.1	4	N/A	1.2	210
M72H4L	-	YTX14AHL	12	5 5/16	3 1/2	6 9/16	134	89	166		11.1	4	N/A	1.2	210
M7RH4H	-	YTX14H	12	6	3 7/16	5 3/4	150	87	145		10.6	5	N/A	1.2	240
M7220C	-	YTX20CH	18	6	3 7/16	6 3/8	150	87	161		13.4	5	N/A	1.8	270
M72RBH	-	YTX20H	18	6 7/8	3 7/16	6 1/8	175	87	155		15.1	4	N/A	1.8	310
M720BH	-	YTX20HL	18	6 7/8	3 7/16	6 1/8	175	87	155		15.1	4	N/A	1.8	310
M720BH-PW	-	YTX20HL-PW**	18	6 7/8	3 7/16	6 7/8 <sup>s</sup>	175	87	175		15.1	4	N/A	1.8	310
M7250H	-	YTX24HL	21	8 1/8	3 7/16	6 3/8	205	87	162		17.5	4	N/A	2.1	350
M727ZS	-	YTZ7S	6	4 7/16	2 3/4	4 1/8	113	70	105		4.6	5	N/A	0.6	130
M728ZV	-	YTZ8V	7	4 7/16	2 3/4	5 1/8	113	70	130		6.0	5	N/A	0.7	120
M7210A	-	YTZ10S	8.6	6	3 7/16	3 11/16	150	87	93		7.0	11	N/A	0.9	190
M7212A	-	YTZ12S	11	6	3 7/16	4 3/8	150	87	110		8.1	11	N/A	1.1	210
M72Z14	-	YTZ14S	11.2	6	3 7/16	4 3/8	150	87	110		8.6	11	N/A	1.1	230

### Fresh Pack (Battery Supplied Dry with an Acid Bottle)

12 VOLT

Part No. w/ Acid Pack	Dry Part No.	Battery Type	Capacity AH (10H-R)	Dimensions – Inches (± 1/16 in)			Dimensions – Millimeters (± 2 mm)			Assembly Figure (As Per Cover Polarity)	Approx Weight with Acid (lbs.)	Terminal Type (Refer to page 3)	Acid Volume (Liter)	Regular Charge Current (Amp)	C.C.A. @ 0 °F (-18 °C)
				L	W	H	L	W	H						
M62TZ5	-	YTZ5S+	3.5	4 7/16	2 3/4	3 3/8	113	70	86		3.5	5	0.20	0.4	65
M62H4A	-	YTX14AH-BS*	12	5 5/16	3 1/2	6 9/16	134	89	166		11.1	4	0.66	1.2	210
M62H4L	-	YTX14AHL-BS	12	5 5/16	3 1/2	6 9/16	134	89	166		11.1	4	0.66	1.2	210
M6RH4H	-	YTX14H-BS	12	6	3 7/16	5 3/4	150	87	145		10.6	5	0.69	1.2	240
M6220C	-	YTX20CH-BS	18	6	3 7/16	6 3/8	150	87	161		13.4	5	0.82	1.8	270
M62RBH	-	YTX20H-BS	18	6 7/8	3 7/16	6 1/8	175	87	155		15.1	4	0.93	1.8	310
M620BH	-	YTX20HL-BS	18	6 7/8	3 7/16	6 1/8	175	87	155		15.1	4	0.93	1.8	310
M620BH-PW	-	YTX20HL-BS-PW**	18	6 7/8	3 7/16	6 7/8 <sup>s</sup>	175	87	175		15.1	4	0.93	1.8	310
M6250H	-	YTX24HL-BS	21	8 1/8	3 7/16	6 3/8	205	87	162		17.5	4	1.08	2.1	350

\* Includes 10mm height spacer for use in replacing YB14A-A1 and YB14A-A2.

\*\* Includes 20mm height spacer for use in replacing YB16CL-B.

+ Original battery was factory activated.



# BATTERY SPECIFICATIONS

## AGM

Better

### Factory Activated (Non-Spillable)

12 VOLT

Part No. w/ Acid Pack	Dry Part No.	Battery Type	Capacity AH (10H-R)	Dimensions – Inches (± 1/16 in)			Dimensions – Millimeters (± 2 mm)			Assembly Figure (As Per Cover Polarity)	Approx Weight with Acid (lbs.)	Terminal Type (Refer to page 3)	Acid Volume (Liter)	Regular Charge Current (Amp)	C.C.A. @ 0 °F (-18 °C)
				L	W	H	L	W	H						
M729BS	-	YTX9	8	6	3 7/16	4 3/16	150	87	105		6.6	5	N/A	0.9	135
M7RH2S	-	YTX12	10	6	3 7/16	5 1/8	150	87	130		9.2	5	N/A	1.2	180
M7212B	-	YT12B	10	6	3 7/16	5 1/8	150	87	130		9.2	5	N/A	1.2	180
M7RH4S	-	YTX14	12	6	3 7/16	5 3/4	150	87	145		10.1	5	N/A	1.4	210
M7RG4L	-	YTX14L	12	6	3 7/16	5 3/4	150	87	145		10.1	5	N/A	1.4	200
M7215L	-	YTX15L	13	6 7/8	3 7/16	5 1/8	175	87	130		11.0	4	N/A	1.3	230
M72RBS	-	YTX20	18	6 7/8	3 7/16	6 1/8	175	87	155		13.9	4	N/A	1.8	270
M720BS	-	YTX20L	18	6 7/8	3 7/16	6 1/8	175	87	155		13.9	4	N/A	1.8	270
M7230L	-	YIX30L	30	6 9/16	5	6 7/8	166	126	175		22.0	4	N/A	3	400
M7230L-PW**	-	YIX30L-PW**	30	6 9/16	5	6 7/8	166	126	192**		22.0	4	1.40	3.0	400

### Fresh Pack (Battery Supplied Dry with an Acid Bottle)

12 VOLT

Part No. w/ Acid Pack	Dry Part No.	Battery Type	Capacity AH (10H-R)	Dimensions – Inches (± 1/16 in)			Dimensions – Millimeters (± 2 mm)			Assembly Figure (As Per Cover Polarity)	Approx Weight with Acid (lbs.)	Terminal Type (Refer to page 3)	Acid Volume (Liter)	Regular Charge Current (Amp)	C.C.A. @ 0 °F (-18 °C)
				L	W	H	L	W	H						
M62R4A	-	YTR4A-BS	2.3	4 1/2	1 15/16	3 3/8	114	49	86		2.4	12	0.14	0.3	45
M62T4B	-	YT4B-BS	2.3	4 1/2	1 9/16	3 7/16	114	39	86.5		2.4	13	0.12	0.3	40
M62X4B	-	YTX4L-BS	3	4 1/2	2 13/16	3 3/8	114	71	86		3.4	5	0.18	0.4	50
M32X5B	-	YTX5L-BS	4	4 1/2	2 13/16	4 3/16	114	71	106		4.2	5	0.24	0.5	80
M62T7B	-	YT7B-BS	6.5	6	2 9/16	3 11/16	150	65	93		5.9	11	0.33	0.7	120
M32X7A	-	YTX7A-BS	6	6	3 7/16	3 3/4	150	87	94		6.3	5	0.33	0.7	105
M327BS	-	YTX7L-BS	6	4 1/2	2 13/16	5 3/16	114	71	131		6.1	5	0.33	0.6	100
M6249B	-	YT9B-BS	8	6	2 3/4	4 1/8	150	70	105		8.7	11	0.40	0.8	115
M329BS	-	YTX9-BS	8	6	3 7/16	4 3/16	150	87	105		6.6	5	0.40	0.9	135
M32ABS	-	YT12A-BS	10	6	3 7/16	4 3/16	150	87	105		7.7	5	0.47	1.0	175
M6212B	-	YT12B-BS	10	6	2 3/4	5 1/8	150	69	130		9.0	11	0.52	1.0	210
M3RH2S	-	YTX12-BS	10	6	3 7/16	5 1/8	150	87	130		9.2	5	0.60	1.2	180
N/A	-	KMX14-BS*	12	6	3 7/16	5 3/4	150	87	145		10.1	5	0.69	1.4	200
M624B4	-	YT14B-BS	12	6 1/8	2 3/4	5 3/4	150	70	145		11.8	11	0.60	1.2	210
M3RH4S	-	YTX14-BS	12	6	3 7/16	5 3/4	150	87	145		10.1	5	0.69	1.4	200
M3RH4L	-	YTX14L-BS	12	6	3 7/16	5 3/4	150	87	145		10.1	5	0.69	1.4	200
M6215L	-	YTX15L-BS	13	6 7/8	3 7/16	5 1/8	175	87	130		11.0	4	0.69	1.3	230
M32X6S	-	YTX16-BS	14	6	3 7/16	6 3/8	150	87	161		12.6	4	0.78	1.4	230
M32X61	-	YTX16-BS-1	14	6	3 7/16	6 3/8	150	87	161		12.6	1	0.78	1.4	230
M6219BL	-	YT19BL-BS	17.7	7 7/16	3 3/16	6 11/16	185	81	170		12.5	10	0.95	1.8	170
M32RBS	-	YTX20-BS	18	6 7/8	3 7/16	6 1/8	175	87	155		13.9	4	0.93	1.8	270
M320BS	-	YTX20L-BS	18	6 7/8	3 7/16	6 1/8	175	87	155		13.9	4	0.93	1.8	270
M6230X	-	YIX30L-BS	30	6 9/16	5	6 7/8	166	126	175		22.0	4	1.40	3.0	400
M6230X-PW**	-	YIX30L-BS-PW**	30	6 9/16	5	6 7/8	166	126	192**		22.0	4	1.40	3.0	400

\* Available at Kawasaki dealers only.  
\*\* Includes 17mm height spacer for replacing YB30CL-B

# BATTERY SPECIFICATIONS

## Platinum O.E. High Performance Conventional

12 VOLT

Part No. w/ Acid Pack	Dry Part No.	Battery Type	Capacity AH (10H-R)	Dimensions – Inches (± 1/16 in)			Dimensions – Millimeters (± 2 mm)			Assembly Figure (As Per Cover Polarity)	Approx Weight w/out Acid (lbs.)	Terminal Type (Refer to page 3)	Acid Volume (oz.)	Regular Charge Current (Amp)
				L	W	H	L	W	H					
-	M225LC	YB2.5L-C	2.5	3 3/16	2 3/4	4 1/8	80	70	105		1.7	-	8.1	0.3
-	M22LC1	YB2.5L-C-1	2.5	3 3/16	2 3/4	4 1/8	80	70	105		1.7	-	8.1	0.3
-	M223LA	YB3L-A	3	3 7/8	2 1/4	4 3/8	98	56	110		2.5	6	8.1	0.3
-	M223LB	YB3L-B	3	3 7/8	2 1/4	4 3/8	98	56	110		2.5	6	8.1	0.3
-	M224LA	YB4L-A	4	4 3/4	2 3/4	3 5/8	120	70	92		2.8	5	10.1	0.4
M324LB	M224LB	YB4L-B	4	4 3/4	2 3/4	3 5/8	120	70	92		2.8	5	10.1	0.4
-	M225LB	YB5L-B	5	4 3/4	2 3/8	5 1/8	120	60	130		3.5	6	12.2	0.5
-	M226LB	YB6L-B	6	5 1/2	2 7/8	3 17/18	138	72.5	100		3.5	6	12.2	0.5
-	M227AY	YB7-A	8	5 5/16	3	5 1/4	135	75	133		5.1	6	20.3	0.8
M327BB	M227BB	YB7B-B	7	6	2 3/8	5 1/8	150	60	130		4.0	6	16.9	0.7
M327CY	M227CY	YB7C-A	8	5 1/8	3 9/16	4 1/2	130	90	114		5.1	1	20.3	0.8
-	M2273Y	YB7L-B	8	5 5/16	3	5 1/4	135	75	133		5.1	6	20.3	0.8
M329AY	M229AY	YB9A-A	9	5 5/16	3	6 1/8	135	75	155		5.3	6	20.3	0.9
-	M2292Y	YB9L-A2	9	5 5/16	3	5 1/2	135	75	139		5.3	2	20.3	0.9
-	M229BY	YB9-B	9	5 5/16	3	5 1/2	135	75	139		5.3	6	20.3	0.9
M329LY	M229LY	YB9L-B	9	5 5/16	3	5 1/2	135	75	139		5.3	6	20.3	0.9
M321AY	M221AY	YB10A-A2	11	5 5/16	3 9/16	6 1/8	135	90	155		7.0	8	27.0	1.1
M3210Y	M2210Y	YB10L-A2	11	5 5/16	3 9/16	5 3/4	135	90	145		7.0	8	27.0	1.1
-	M221LB	YB10L-B	11	5 5/16	3 9/16	5 3/4	135	90	145		7.0	6	27.0	1.1
-	M221L2	YB10L-B2	11	5 5/16	3 9/16	5 3/4	135	90	145		7.0	8	27.0	1.1
M3212Y	M2212Y	YB12A-A	12	5 5/16	3 3/16	6 5/16	134	80	160		6.8	6	27.0	1.2
-	M22S2Y	YB12A-A <sup>W/S</sup> ▲	12	5 5/16	3 3/16	6 5/16	134	80	160		6.8	6	27.0	1.2
-	M2212T	YB12A-A <sup>W/TA</sup> **	12	5 5/16	3 3/16	6 5/16	134	80	160		6.8	6	27.0	1.2
-	-	YB12AL-A <sup>W/TA</sup> D	12	5 5/16	3 3/16	6 5/16	134	80	160		6.8	6	25.4	1.2
M3221Y	M2221Y	YB12AL-A	12	5 5/16	3 3/16	6 5/16	134	80	160		6.8	6	25.4	1.2
-	M22212	YB12AL-A2*	12	5 5/16	3 3/16	6 5/16	134	80	160		6.8	8	25.4	1.2
-	M222AB	YB12A-B	12	5 5/16	3 3/16	6 5/16	134	80	160		6.8	6	25.4	1.2
-	M221B2	YB12B-B2	12	6 5/16	3 9/16	5 1/8	160	90	130		7.1	8	27.0	1.2
M322CA	M222CA	YB12C-A	12	5 5/16	3 9/16	6 7/8	134	80	175		7.1	4	27.0	1.2
M3214H	M2214H	YB14-A2	14	5 5/16	3 1/2	6 9/16	134	89	166		7.6	8	30.4	1.4
M324A1	M224A1	YB14A-A1	14	5 5/16	3 1/2	6 15/16	134	89	176		7.9	6	30.4	1.4

\* Includes terminal adaptor for converting to top mount.  
 \*\* When ordering this battery, specify terminal adaptor.  
 ▲ When ordering this battery, specify sensor.

D Discontinued, use YB12AL-A2.

# BATTERY SPECIFICATIONS

## Platinum O.E. High Performance Conventional

12 VOLT

Part No. w/ Acid Pack	Dry Part No.	Battery Type	Capacity AH (10H-R)	Dimensions – Inches (± 1/16 in)			Dimensions – Millimeters (± 2 mm)			Assembly Figure (As Per Cover Polarity)	Approx Weight w/out Acid (lbs.)	Terminal Type (Refer to page 3)	Acid Volume (oz.)	Regular Charge Current (Amp)
				L	W	H	L	W	H					
M3214A	M2214A	YB14A-A2	14	5 5/16	3 1/2	6 15/16	134	89	176		7.9	8	30.4	1.4
-	M22141	YB14L-A1	14	5 5/16	3 1/2	6 9/16	134	89	166		7.6	1	30.4	1.4
M3214Y	M2214Y	YB14L-A2	14	5 5/16	3 1/2	6 9/16	134	89	166		7.6	8	30.4	1.4
-	M22S4Y	YB14L-A2 <sup>W5</sup> D4	14	5 5/16	3 1/2	6 9/16	134	89	166		7.6	8	30.4	1.4
-	M2214B	YB14L-B2	14	5 5/16	3 1/2	6 9/16	134	89	166		7.6	8	30.4	1.4
-	M224B2	YB14-B2	14	5 5/16	3 1/2	6 9/16	134	89	166		7.6	8	30.4	1.4
-	M2214S	SYB14L-A2 *	14	5 5/16	3 1/2	6 9/16	134	89	166		7.6	8	30.4	1.4
-	-	SYB14L-B2 <sup>D1</sup> *	14	5 5/16	3 1/2	6 9/16	134	89	166		7.6	8	30.4	1.4
M32162	M3214S	YB16AL-A2	16	8 1/8	2 13/16	6 7/16	207	71.5	164		8.6	2	37.2	1.6
M32H6B	M32162	HYB16A-AB	16	6	3 5/8	7 1/16	151	91	180		8.5	7	30.4	1.6
M3216Y	M2216Y	YB16-B	19	6 7/8	4	6 1/8	175	100	155		10.5	6	40.6	1.9
-	M2216C	YB16-B-LM	19	6 7/8	4	6 1/8	175	100	155		10.5	6	40.6	1.9
-	M2H16C	YB16HL-A-LM	19	6 7/8	4	6 1/8	175	100	155		10.5	6	40.6	1.9
-	M2216K	YB16L-B	19	6 7/8	4	6 1/8	175	100	155		10.5	6	40.6	1.9
-	M2216B	YB16B-A	16	6 5/16	3 9/16	6 3/8	160	90	161		8.4	4	33.8	1.6
M32161	M22161	YB16B-A1*	16	6 5/16	3 9/16	6 3/8	160	90	161		8.4	7	33.8	1.6
-	M226CB	YB16C-B	19	6 7/8	4	6 7/8	175	100	175		10.1	5	40.6	1.9
-	M226CL	YB16CL-B	19	6 7/8	4	6 7/8	175	100	175		10.1	5	40.6	1.9
-	-	SYB16L-B <sup>D2</sup> *	19	6 15/16	4	6 1/8	175	100	155		9.3	6	43.9	1.9
M3218Y	M2218Y	YB18-A	18	7 1/8	3 9/16	6 3/8	180	90	162		9.4	7	40.6	1.8
-	M2218L	YB18L-A	18	7 1/8	3 9/16	6 3/8	180	90	162		9.4	7	40.6	1.8
-	M228AY	Y50-N18A-A	20	8 1/8	3 9/16	6 15/16	205	90	176		11.2	7	50.7	2.0
M3218Y	M2218Y	Y50-N18L-A	20	8 1/8	3 9/16	6 3/8	205	90	162		11.2	7	44.0	2.0
-	M2218C	Y50-N18L-A-LM	20	8 1/8	3 9/16	6 3/8	205	90	162		11.2	7	44.0	2.0
M328A3	M228A3	Y50-N18L-A3-LM	20	8 1/8	3 9/16	6 3/8	205	90	162		11.2	4	44.0	2.0
-	M22S8T	SY50-N18L-AT *	20	8 1/8	3 9/16	6 3/8	205	90	162		11.2	7	44.0	2.0
-	-	Y60-N24-A <sup>D4</sup>	28	7 1/4	4 7/8	6 7/8	184	124	175		14.4	3	57.5	2.8
-	-	Y60-N24AL-B <sup>D3</sup>	28	7 1/4	4 7/8	6 7/8	184	124	175		14.4	3	57.5	2.8
M3230L	M22H30	YB30L-B	30	6 5/8	5 3/16	6 15/16	168	132	176		14.1	4	57.5	3.0
M3230C	M2230C	YB30CL-B	30	6 5/8	5 3/16	7 9/16	168	132	192.2		14.5	4	57.5	3.0
-	M2219B	51814	19***	7 7/16	3 1/4	6 7/8	186	82	171		9.4	10	33.8	1.9
-	M2219A	51913	19***	7 7/16	3 1/4	6 7/8	186	82	171		9.4	10	33.8	1.9
-	M2230B	53030	30***	7 7/16	5 1/8	6 7/8	186	130	171		16.1	10	54.1	3.0

<sup>D1</sup> Discontinued, use YB14L-B2.  
<sup>D2</sup> Discontinued, use YB16L-B.  
<sup>D3</sup> Discontinued, use 53030.  
<sup>D4</sup> Discontinued.

♦ This battery includes a sensor.  
\* Includes terminal adaptor for converting to side mount.  
\*\*\* DIN Standard @ 20 hr. rate.

# BATTERY SPECIFICATIONS

## Platinum O.E. Conventional

12 VOLT

Part No. w/ Acid Pack	Dry Part No.	Battery Type	Capacity AH (10H-R)	Dimensions – Inches (± 1/16 in)			Dimensions – Millimeters (± 2 mm)			Assembly Figure (As Per Cover Polarity)	Approx Weight w/out Acid (lbs.)	Terminal Type (Refer to page 3)	Acid Volume (oz.)	Regular Charge Current (Amp)
				L	W	H	L	W	H					
-	M2620A	6N2-2A	2	2 3/4	1 7/8	3 3/4	70	47	96		1.0	-	3.4	0.2
-	M2621A	6N2-2A-1 <sup>D4</sup>	2	2 3/4	1 7/8	3 3/4	70	47	96		1.0	-	3.4	0.2
-	M2623A	6N2-2A-3	2	2 3/4	1 7/8	3 3/4	70	47	96		1.0	-	3.4	0.2
-	M2620B	6N2-2A-4	2	2 3/4	1 7/8	3 3/4	70	47	96		1.0	-	3.4	0.2
-	M2622B	6N2-2A-8	2	2 3/4	1 7/8	3 3/4	70	47	96		1.0	-	3.4	0.2
-	M262AC	6N2A-2C	2	2 3/4	1 7/8	4 3/16	70	47	106		1.0	-	3.4	0.2
-	M262C1	6N2A-2C-1 <sup>**</sup>	2	2 3/4	1 7/8	4 3/16	70	47	106		1.0	-	3.4	0.2
-	M262C3	6N2A-2C-3	2	2 3/4	1 7/8	4 3/16	70	47	106		1.0	-	3.4	0.2
-	M2640B	6N4-2A	4	2 13/16	2 13/16	3 3/4	71	71	96		1.3	-	6.8	0.4
-	M2644A	6N4-2A-4	4	2 13/16	2 13/16	3 3/4	71	71	96		1.3	-	6.8	0.4
-	M2645A	6N4-2A-5	4	2 13/16	2 13/16	3 3/4	71	71	96		1.3	-	6.8	0.4
-	M2646A	6N4-2A-6	4	2 13/16	2 13/16	3 3/4	71	71	96		1.3	-	6.8	0.4
-	M2648A	6N4-2A-8	4	2 13/16	2 13/16	3 3/4	71	71	96		1.3	-	6.8	0.4
-	M26A4B	6N4A-4D	4	2 3/8	2 1/4	5 1/8	61	57	131		1.7	-	6.8	0.4
-	M26B4B	6N4B-2A	4	4	1 7/8	3 3/4	102	48	96		1.7	-	6.8	0.4
-	M26B43	6N4B-2A-3	4	4	1 7/8	3 3/4	102	48	96		1.7	-	6.8	0.4
-	M26B45	6N4B-2A-5	4	4	1 7/8	3 3/4	102	48	96		1.7	-	6.8	0.4
-	M26C4B	6N4C-1B	4	2 13/16	2 13/16	4 1/8	71	71	105		1.4	-	6.8	0.4
-	M2655B	6N5.5-1D	5.5	3 9/16	2 3/4	3 15/16	90	70	100		1.8	-	10.1	0.6
-	M2660B	6N6-3B	6	3 7/8	2 1/4	4 3/8	99	57	111		2.0	6	10.1	0.6
-	M2663B	6N6-3B-1	6	3 7/8	2 1/4	4 3/8	99	57	111		2.0	6	10.1	0.6
-	M2662B	6N6-1D-2	6	3 7/8	2 1/4	4 3/8	99	57	111		2.0	-	10.1	0.6
-	M26112	6N11-2D	11	5 7/8	2 3/4	3 15/16	150	70	100		3.5	6	13.5	1.1
-	M26111	6N11A-1B	11	4 13/16	2 7/16	5 1/8	122	62	131		3.5	6	13.5	1.1
-	M2612J	B54-6	12	6 1/8	2 1/4	4 9/16	156	57	116		3.8	6	16.9	1.2
-	M2612D	6N12A-2D	12	6 1/8	2 1/4	4 9/16	156	57	116		3.8	6	15.2	1.2
-	M2614J	B38-6A	13	4 11/16	3 1/4	6 15/16	119	83	161		4.7	6	21.0	1.3
-	M268LB	6YB8L-B	8	4 3/4	2 3/4	3 3/4	120	70	95		3.0	6	10.5	0.8
-	M2611L	6YB11-2D	11	5 7/8	2 3/4	3 15/16	150	70	100		4.4	6	13.5	1.1

\*\* 6N2A-2C-1 replaces B60-6.  
<sup>D4</sup> Discontinued.

# BATTERY SPECIFICATIONS

## Conventional

## 12 VOLT

Part No. w/ Acid Pack	Dry Part No.	Battery Type	Capacity AH (10H-R)	Dimensions – Inches (± 1/16 in)			Dimensions – Millimeters (± 2 mm)			Assembly Figure (As Per Cover Polarity)	Approx Weight w/out Acid (lbs.)	Terminal Type (Refer to page 3)	Acid Volume (oz.)	Regular Charge Current (Amp)
				L	W	H	L	W	H					
-	M2253B	12N5-3B	5	4 3/4	2 3/8	5 1/8	120	60	130		3.1	6	13.5	0.5
-	M2250B	12N5-4B	5	4 3/4	2 3/8	5 1/8	120	60	130		3.1	6	13.5	0.5
-	M2255B	12N5.5-3B	5.5	5 5/16	2 3/8	5 1/8	135	60	130		4.3	6	13.5	0.6
-	M2254A	12N5.5-4A	5.5	5 5/16	2 3/8	5 1/8	135	60	130		4.3	2	13.5	0.6
-	M22A5B	12N5.5A-3B	5.5	4 1/16	3 9/16	4 1/2	103	90	114		4.3	6	16.9	0.6
M3273B	M2273B	12N7-3B	7	5 5/16	3	5 1/4	135	75	133		4.9	6	16.9	0.7
M3274A	M2274A	12N7-4A	7	5 5/16	3	5 1/4	135	75	133		4.9	6	16.9	0.7
-	M2270B	12N7-4B	7	5 5/16	3	5 1/4	135	75	133		4.9	6	16.9	0.7
M327DB	M227DB	12N7D-3B	7	5 5/16	3	5 15/16	135	75	150		4.9	6	20.3	0.7
-	M2293A	12N9-3A	9	5 5/16	3	5 1/2	135	75	139		5.4	9	20.3	0.9
-	-	12N9-3A-1 <sup>D5</sup>	9	5 5/16	3	5 1/2	135	75	139		5.4	6	20.3	0.9
-	M2293B	12N9-3B	9	5 5/16	3	5 1/2	135	75	139		5.4	6	20.3	0.9
M3290B	M2290B	12N9-4B-1	9	5 5/16	3	5 1/2	135	75	139		5.4	6	20.3	0.9
-	M22102	12N10-3A-2 <sup>D6</sup>	10	5 5/16	3 9/16	5 3/4	135	90	145		5.8	8	27.0	1.0
M3221B	M2221B	12N12A-4A-1	12	5 5/16	3 3/16	6 5/16	134	80	160		6.8	6	23.7	1.2
M3241B	M2241B	12N14-3A	14	5 5/16	3 1/2	6 9/16	134	89	166		7.5	8	27.0	1.4
-	M22243	12N24-3A	24	7 1/4	4 7/8	6 7/8	184	124	175		12.1	3	40.6	2.4
-	M2224D	12N24-3	24	7 1/4	4 7/8	6 7/8	184	124	175		12.1	3	40.6	2.4
-	M22H12	YHD-12H	29	8 1/8	5 1/4	6 1/2	206	133	165		13.3	9	67.6	2.8

<sup>D5</sup> Discontinued, use YB9L-A2.  
<sup>D6</sup> Discontinued, use YB10L-A2.

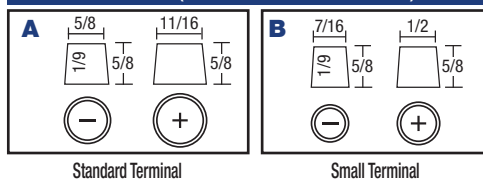
# JAPANESE TRACTOR BATTERY SPECIFICATIONS

JIS Type	Reference Number	Plate / Cell	Capacity Ah ▲ (5 hr)	Capacity Ah ▲ (20 hr)	Cranking Performance ▲ (Amps 0 °F)	Reserve Capacity Minutes (80 °F)	Overall Dimensions (inches)			Shipping Weight Dry (lbs.)	Volume Of Acid (oz.)	Charging Current (Amp)	See Key	
							L	W	H				Terminal	Layout
*36B20L(S)	40B19L(S) NS40ZL(S)	9	28	35	275	52	7 3/4	5 1/16	8 15/16	17.9	84.6	3.5	A	2
46B24R	NS60	13	36	45	330	75	9 3/8	5 1/16	8 15/16	20.1	109.0	4.5	B	1
*46B24L(S)	NX60L(S)	13	36	45	330	75	9 3/8	5 1/16	8 15/16	20.1	109.5	4.5	A	2
36B20L	40B19L/NS40ZL	9	28	35	275	52	7 3/4	5 1/16	8 15/16	17.9	91.7	3.5	B	2
*55B24L(S)	NX100S6L(S)	13	36	45	410	70	9 3/8	5 1/16	8 15/16	21.3	109.3	4.5	A	2
95E41R	N100	17	80	100	475	200	16 3/8	6 15/16	9 3/8	38.1	233.1	10	A	1
115F51	N120	21	96	120	420	240	19 7/8	7 3/16	10 1/8	48.7	317.4	12.0	A	3
115F51L	N120L	21	96	120	420	240	19 7/8	7 3/16	10 1/8	48.7	317.4	12.0	A	4
145F51	NS150	25	120	150	760	296	19 7/8	7 3/16	10 1/8	56.2	370.3	14.0	A	3
145G51L	N150L	23	120	150	685	240	20 3/16	8 3/4	10 1/8	63.8	337.8	15	A	4


\* (S) signifies Standard Terminal

▲ Figures based on JIS/SAE specifications and reference only.

## TERMINALS (measurements in inches)



## BATTERY LAYOUTS



# BATTERY SUPPLIER CROSS REFERENCE

## Premium Maintenance

Yuasa	EXIDE	Deka	Delco	Interstate	GS-Ztong Yee	GS-JSB	Motocross	NAPA	Sears	Wal-mart	Yacht
YTR4A-BS	-	-	-	CYTR4A-BS	GTR4A-5	-	M62R4A	-	-	-	-
YT4B-BS	-	-	-	CYT4B-BS	GT4B-5	-	M62T4B	-	-	-	-
YTX4L-BS	4L-BS	-	GT4L-BS	CYTX4L-BS	GT4L-BS	-	M62X4B	740-1865	44015	ES4LBS	CT4L-BS
YTX5L-BS	5L-BS	-	GTX5L-BS	CYTX5L-BS	GTX5L-BS	-	M32X5B	-	44022	-	-
YTX7A-BS	7A-BS	-	-	CYTX7A-BS	GTX-7A-BS	-	M32X7A	-	44023	-	CTX7A-BS
YT7B-BS	-	-	-	CYT7B-BS	GT7B-4	-	M62T7B	-	-	-	-
YTX7L-BS	7L-BS	-	-	CYTX7L-BS	-	GTX7L-BS	M327BS	-	44024	-	CTX7L-BS
YTZ7S	-	-	-	FAYTZ7S	GT6B-3	-	M727ZS	-	-	-	-
YTX9-BS	9-BS	ETX9	GTX9-BS	CYTX9-BS	GTX9-BS	-	M329BS	740-1825	44025	-	CTX9-BS
YT9B-BS	-	-	-	CYT9B-BS	GT9B-4	-	M629B4	-	-	-	-
YTZ10S	-	-	-	FAYTZ10S	-	-	M7210A	-	-	-	-
YTX12-BS	12-BS	ETX12	GTX12-BS	CYTX12-BS	GTX12-BS	-	M3RH2S	740-1866	44016	ES12BS	CTX12-BS
YT12B-BS	-	-	-	CYT12B-BS	GT12B-4	-	M6212B	-	-	-	-
YTZ12S	-	-	-	FAYTZ12S	-	-	M7212A	-	-	-	-
YTX14-BS	14-BS	ETX14	GTX14-BS	CYTX14-BS	GTX14-BS	-	M3RH4S	740-1866	44017	ES14BS	CTX14-BS
YTX14AH-BS	-	ETX15	-	CYTX14AH-BS	-	-	M62H4A	-	44004	-	-
YTX14AHL-BS	-	ETX15L	-	CYTX14AHL-BS	-	-	M62H4L	-	44005	-	-
YT14B-BS	-	-	-	CYT14B-BS	GT14B-4	-	M624B4	-	-	-	-
YTX14L-BS	-	-	-	CYTX14L-BS	-	-	-	-	-	-	-
YTZ14S	-	-	-	FAYTZ14S	-	-	M72Z14	-	-	-	CTX20L-BS
YTX15L-BS	-	-	-	CYTX15L-BS	-	-	M6215L	-	44162	-	-
YTX16-BS	-	-	-	CYTX16-BS	-	-	M32X6S	-	-	-	-
YTX20-BS	16-BS	ETX16	TBA	CYTX20-BS	GT16-BS	-	M32RBS	TBA	44028	-	-
YTX20CH-BS	-	-	-	CYTX20CH-BS	-	-	M6220C	-	-	-	-
YTX20L-BS	16L-BS	ETX16L	TBA	CYTX20L-BS	GT16L-BS	-	M320BS	TBA	44027	-	-
YTX20L-BS	20L-BS	ETX20L	TBA	CYTX20L-BS	GTX20L-BS	-	M320BS	TBA	44027	-	CTX20L-BS
YTX24HL-BS	18L-BS	ETX18L	TBA	CYTX24HL-BS	GTX18L-BS	-	M6250H	TBA	44006	-	-
YIX30L-BS	-	-	-	FAVIX30L	-	YGIX30	M7230L	-	-	-	-

## Premium

Yuasa	EXIDE	Deka	Delco	Interstate	GS-Ztong Yee	GS-JSB	Motocross	NAPA	Sears	Wal-mart	Yacht
YB2.5L-C	2.5L-C	-	-	YB2.5L-C	CB2.5L-C	GM2.5A-3C-3	M325LC	-	44035	-	CB2.5L-C
YB2.5L-C-1	2.5L-C-1	-	-	YB2.5L-C-1	CB2.5L-C-1	GM2.5A-3C-1	M32LC1	-	44036	-	CB2.5L-C-1
YB3L-A	3L-A	-	-	YB3L-A	CB3L-A	GM3-3A	M323LA	-	44037	-	CB3L-A
YB3L-B	3L-B	-	-	YB3L-B	CB3L-B	GM3-3B	M223LB	-	44038	-	CB3L-B
YB4L-A	4L-A	-	-	YB4L-A	CB4L-A	GM4A-3B	M224LA	-	44039	-	CB4L-A
YB4L-B	4L-B	-	MC0414	YB4L-B	CB4L-B	GM4-3B	M324LB	740-1861	44014	-	CB4L-B
YB5L-B	5L-B	-	-	YB5L-B	CB5L-B	GM5Z-3B	M325LB	740-1868	44353	-	CB5L-B
YB7-A	7-A	-	-	YB7-A	CB7-A	GM7Z-4A	M227AY	-	44040	-	CB7-A
YB7C-A	7C-A	-	-	YB7C-A	-	GM7CZ-3D	M227CY	M227CY	44041	-	CB7C-A
YB7L-B	7L-B	-	-	YB7L-B	CB7L-B	GM7-3B-1	M2273Y	-	44042	-	CB7L-B
YB9A-A	9AA	-	CB9A-A	YB9A-A	CB9A-A	GM9AZ-4A	M329AY	740-1872	44043	-	CB9A-A
YB9L-A2	9L-A2	-	-	YB9L-A2	CB9L-A2	-	M2292Y	-	44044	-	CB9L-A2
YB9-B	9-B	-	-	YB9-B	CB9-B	GM9Z-4B	M329BY	740-1858	44356	-	CB9-B
YB9L-B	9LB	-	-	YB9L-B	CB9L-B	GM9Z-3B	M329LY	740-1837	44045	-	CB9L-B
YB10A-A2	10A-A	-	-	YB10A-A2	CB10A-A2	-	M321AY	-	44046	-	CB10A-A
YB10L-A2	10LA2	-	MC1114	YB10L-A2	CB10L-A2	GM10Z-3A	M3210Y	740-1857	44355	ES10LA2	CB10L-A2
YB10L-B	10L-B	-	-	YB10L-B	CB10L-B	GM10-3B	M321LB	740-1831	44047	-	CB10L-B
YB10L-B2	10L-B2	-	-	YB10L-B2	CB10L-B2	-	M221L2	740-1832	44048	-	-
YB12A-A	12AA	-	MC1216	YB12A-A	CB12A-A	GM12AZ-4A-1	M3212Y	740-1854	44358	ES12AA2	CB12A-A
YB12AL-A	12AL-A	-	-	YB12AL-A	CB12AL-A	GM12AZ-3A-1	M3221Y	740-1873	44052	-	CB12AL-A

\* Superseded by YTX14AHL-BS  
 \*\* GNB's 50N18LA2 replaces 50N18LA3

# BATTERY SUPPLIER CROSS REFERENCE

## Premium (Continued)

Yuasa	EXIDE	Deka	Delco	Interstate	GS-Ztong Yee	GS-JSB	Motocross	NAPA	Sears	Wal-mart	Yacht
YB12A-B	12A-B	-	-	YB12A-B	-	-	M222AB	-	44053	-	CB12A-B
YB12B-B2	12B-B2	-	-	YB12B-B2	CB12B-B2	GM12B-4B	M221B2	-	44054	-	CB12B-B2
YB12C-A	12C-A	-	-	YB12C-A	-	GM12CZ-4A-2	M222CA	-	44055	-	CB12C-A
YB14-A2	14-A2	-	-	YB14-A2	CB14-A2	GM14Z-4A	M3214H	740-1864	44363	-	CB14-A2
YB14A-A1	14AA1	-	-	YB14A-A1	CB14A-A1	GM14AZ-4A	M224A1	740-1826	44056	-	CB14A-A
YB14A-A2	14AA2	-	MC1418	YB14A-A2	CB14A-A2	GM14AZ-4A-1	M3214A	740-1860	-	ES14AA2	CB14A-A2
YB14L-A1	14L-A1	-	-	YB14L-A1	CB14L-A1	GM14Z-3A-1	M22141	-	44057	-	CB14L-A1
YMF14L-2*	14L-2	-	-	-	-	-	-	-	-	-	-
YB14L-A2	14L-A2	-	MC1406	YB14L-A2	CB14L-A2	GM14Z-3A	M3214Y	740-1851	44364	ES14L-A2	CB14L-A2
YB14L-B2	14L-B2	-	-	YB14L-B2	CB14L-B2	GM14Z-3B	M2214B	740-1828	44059	-	CB14L-B2
YB14-B2	14-B2	-	-	YB14-B2	CB14-B2	-	M224B2	-	44060	-	CB14-B2
SYB14L-A2	14LA2	-	-	SYB14L-A2	SCB14-LA2	-	M2214S	-	44061	-	SCB14-LA2
SYB14L-B2	14LB2	-	-	SYB14L-B2	SCB14-LB2	-	M22B4S	-	44062	-	SCB14-LB2
YB16AL-A2	16ALA2	-	CB16AL-A2	YB16AL-A2	CB16AL-A2	GM16A-3A	M32162	740-1877	44063	-	CB16AL-A2
HYB16A-AB	16AA	-	-	HYB16A-AB	HCB16A-A	GM16-T	M32H6B	740-1867	44064	-	HCB16A-A
YB16-B	16B	-	MC1912	YB16-B	CB16-B	GM16Z-4BH	M3216Y	740-1852	44366	ES16B	CB16-B
YB16L-B	16LB	-	-	YB16L-B	CB16L-B	GM16Z-3B	M3216K	740-1827	44065	-	CB16L-B
YB16-B-CX	16-B-LM	-	-	YB16-B-LM	GT16-BS	-	M3216C	-	44029	-	CB16-B-LM
YB16HL-A-CX	16HL-A-LM	-	-	YB16HL-A-LM	GT16L-BS	-	M2H16C	-	-	-	CB16HL-A-LM
YB16B-A	16B-A	-	-	YB16B-A	-	GM16B-4A	M2216B	-	44066	-	CB16B-A
YB16B-A1	16B-A1	-	-	YB16B-A1	-	-	M22161	-	44067	-	CB16B-A1
YB16C-B	16C-B	-	-	YB16C-B	-	-	M326CB	-	44068	-	-
YB16CL-B	16CLB	-	M1924	YB16CL-B	CB16CL-B	GM16AZ-3B	M3S6CL	740-1862	44001	ES16CLB	CB16CL-B
SYB16L-B	16L-B	-	-	SYB16L-B	SCB16L-B	-	M22S6A	-	44069	-	SCB16L-B
YB18-A	18-A	-	-	YB18-A	CB18-A	GM18A-4A	M321Y	740-1874	44070	-	CB18-A
YB18L-A	18LA	-	-	YB18L-A	CB18L-A	GM18A-3A	M3218L	740-1871	44071	-	CB18L-A
Y50-N18A-A	50-N18A-A	-	-	Y50-N18A-A	-	-	M228AY	-	44072	-	C50-N18A-A
Y50-N18L-A	50N18LA2	-	MC2008	Y50-N18L-A	C50-N18L-A3	GM18Z-3A(S)	M3218Y	-	-	ES50N-N18L-A	SCB50-N18L-A
Y50-N18L-3A	50N18LA3**	-	-	Y50-N18L-A3	C50-N18L-A3	-	M328A3	740-1855	44359	-	C50-N18L-A3
Y60-N24-A	60-N24-A	-	-	Y60-N24-A	C60-N24L-24	-	M2224A	-	44074	-	C60-N24-A
Y60-N24AL-B	60-N24AL-B	-	-	Y60-N24AL-B	-	-	M2224B	740-1880	44075	-	C60-N24AL-B

\* Superseded by YTX14AHL-BS  
 \*\* GNB's 50N18LA2 replaces 50N18LA3



# MOTORCYCLE APPLICATIONS

CC	Model	Year	High Performance AGM	AGM	YuMicron	Conventional	CC	Model	Year	High Performance AGM	AGM	YuMicron	Conventional
<b>APRILIA</b>							<b>BIMOTA (continued)</b>						
1200	Dorsoduro, Caponord	'11-'13	YTX14H-BS*	YTX14-BS	-	-	900	DB2	'93-'95	YTX14AH-BS*	-	YB14-A2	-
1000	RSV4 R, Factory	'09-'13	YTZ10S	-	-	-		DB2 Final Edition	'97	YTX14AH-BS*	-	YB14-A2	-
	ETV Caponord	'02-'03	YTX14H-BS*	YTX14-BS	-	-		DB3 Mantra	'97-'99	-	YTX7L-BS(x2)	-	-
	RST Futura	'01-'04	-	YTX12-BS	-	-		DB4	'98-'00	-	Not available	-	-
	RSV 1000 Mille SP	'99	-	YTX12-BS	-	-		Tesi	'91-'95	YTX14AH-BS*	-	YB14-A2	-
	RSV 1000 R, Factory	'04-'11	-	YTX12-BS	-	-	<b>BMW</b>						
	RSV 1000 Mille R	'01-'05	-	YTX12-BS	-	-	1600	K1600GT, GTL	'11-'14	-	YT19BL-BS	51913	-
	RSV 1000 Mille	'01-'09	-	YTX12-BS	-	-	1300	K1300GT	'09-'11	-	YT19BL-BS	51913	-
	RSV 1000 Mille	'00	-	YTX12-BS	-	-		K1300R, S	'09-'14	YTX14H-BS*	YTX14-BS	-	-
	Tuono 1000 R, Factory	'03-'11	-	YTX12-BS	-	-	1200	K1200R, S	'05-'09	YTX14H-BS*	YTX14-BS	-	-
	Tuono V4R	'11-'13	YTZ10S	-	-	-		R1200S, R	'05-'14	YTX14H-BS*	YTX14-BS	-	-
	SL Falco	'01-'03	YTX14H-BS*	YTX14-BS	-	-		R1200GS,	'05-'13	YTX14H-BS*	YTX14-BS	-	-
850	Mana 850, GT	'09-'13	YTX14H-BS*	YTX14-BS	-	-		R1200GS (optional battery)	'12-'13	YTZ14S	-	-	-
750	Shiver	'09-'13	YTX14H-BS*	YTX14-BS	-	-		R1200GS Adventure	'09-'13	YTX14H-BS*	YTX14-BS	-	-
	Dorsoduro	'09-'13	YTX14H-BS*	YTX14-BS	-	-		R1200GS Adventure (optional)	'09-'13	YTZ14S	-	-	-
650	Pegaso	'00	-	-	YB12AL-A	-		K1200LT, GT,	'05-'09	-	YT19BL-BS	51913	-
	Pegaso Strada, Factory, Trail	'09-'12	-	YTX12-BS	-	-		R1200RT	'05-'13	-	YT19BL-BS	51913	-
550	RXV550	'-10	-	YTX7A-BS	-	-		K1200LT, GT, RS, S	'99-'05	-	YT19BL-BS	51913	-
	SVX550	'-10	-	YTX7A-BS	-	-		K1200RS	'97-'05	-	YT19BL-BS	51913	-
500	Scarabeo	'04-'05	YTX14AHL-BS	-	-	-		R1200C	'98-'05	-	YT19BL-BS	51913	-
	Atlantic	'03-'05	YTX14AHL-BS	-	-	-		HP2 Sport / Megamoto	'-11	YTX14H-BS*	YTX14-BS	-	-
450	RXV450	'-10	-	YTX7A-BS	-	-	1170	R nine T	'14-'15	-	YTX14-BS	-	-
	SVX450	'-10	-	YTX7A-BS	-	-	1150	R1150GS, R	'00-'05	-	YT19BL-BS	51913	-
250	RS250	'00-'04	-	-	YB4L-B	-		R1150R, RS, RT	'01-'06	-	YT19BL-BS	51913	-
200	Atlantic	'04-'05	-	-	YB12AL-A	-	1100	K1100LT/RS	'90-'95	-	YT19BL-BS	51913	-
150	Scarabeo	'00-'04	-	-	YB12AL-A	-		R1100GS	'94-'00	-	YT19BL-BS	51913	-
	Mojito	'04-'05	-	YTX7L-BS	-	-		R1100R	'94-'00	-	YT19BL-BS	51913	-
125	RS125	'-11	-	-	YB9-B	-		R1100RS, RT	'93-'00	-	YT19BL-BS	51913	-
	RS4 125	'11-'13	-	YTX7L-BS	-	-		R1100S, ABS	'98-'05	-	YT19BL-BS	51913	-
50	RS50	'00-'05	-	-	YB4L-B	-	1000	All "K" Models	'83-'93	YIX30L-BS*	-	53030	-
	RS4 50	'11-'13	YTZ7S*	YTX5L-BS	-	-		R100/7	'76-'84	YIX30L-BS*	-	53030	-
	SR50	'00-'01	-	-	YB4L-B	-		R100GS, PD, R, RS, RT	'87-'95	YIX30L-BS*	-	53030	-
	SR50 Ditech	'01-'05	YTZ7S*	YTX5L-BS	-	-		R100CS	'76-'84	YIX30L-BS*	-	53030	-
	Scarabeo 50	'00-'03	-	-	YB4L-B	-		HP4 (w/ alarm system)	'13-'14	YTZ10S	-	-	-
	Mojito	'04-'05	-	-	YB4L-B	-		HP4 (w/o alarm system)	'13-'14	YTZ7S	-	-	-
	Rally	'04-'05	-	-	YB4L-B	-		S1000RR	'09-'14	YTZ10S	-	-	-
<b>ATK</b>								S1000RR DWA	'09-'11	YTZ12S	-	-	-
	All Electric Start Models	'91-'95	-	YTX9-BS	-	-	900	R90/6, R90S	'69-'76	YIX30L-BS*	-	53030	-
	All Electric Start Models	'96-'01	-	YTX7L-BS	-	-	850	R85OR	'95-'97	-	YT19BL-BS	51913	-
<b>BENELLI</b>							800	F800ST, GS, GT, R	'08-'14	YTX14H-BS*	YTX14-BS	-	-
900	900 (6 Cilindri)	-	-	YIX30L-BS*	53030	-		F800GT (auxiliary battery)	'13-'14	YTZ14S	YTX14-BS	-	-
650	650 Tornado U.T.	-	-	-	YB12A-A*	12N1244A-1		R80, R80RT	'84-'95	YIX30L-BS*	-	53030	-
250	250 (4 Cilindri)	-	-	-	YB12A-A	-		R80GS, R80ST	'80-'96	-	YT19BL-BS	51814	-
	250-2C	-	-	-	-	6N11A-1B		R80/7, R80RT	'78-'84	YIX30L-BS*	-	53030	-
125	125 Cross	-	-	-	-	6N11A-1B		K75, RT	'85-'95	YIX30L-BS*	-	53030	-
	125 Custom Guzzi	-	-	-	-	12N5.5-4A		K75	'85-'86	-	YT19BL-BS	51814	-
	125 Guzzi	-	-	-	-	12N5.5-4A		K75	'87-'92	-	-	52515*	-
	125 Jarno (c/avv.)	-	-	-	YB9-B*	12N9-4B-1		K75	'93-'95	-	YT19BL-BS	51913	-
	125 Scooter Benelli	-	-	-	YB9L-B*	12N9-3B		K75C	'85-'86	-	YT19BL-BS	51814	-
	125-2 CSE	-	-	-	-	6N11A-1B		K75C	'87-'93	-	-	52515*	-
	125CS	-	-	-	YB9-B*	12N9-4B-1		K75C	'85-'95	-	YT19BL-BS	51814	-
	125T Sport	-	-	-	-	6N11A-1B		K75RT	'92-'96	-	YT19BL-BS	51913	-
50	Devil 50 (c/avv.)	-	-	-	YB4L-B	-		K75S	'85-'86	-	YT19BL-BS	51814	-
	KBX 50 Race	-	-	-	YB4L-B	-		K75S	'87-'92	-	-	52515*	-
	Scooty LX/DLX	-	-	-	YB4L-B	-		R75/5	'70-'73	-	YT19BL-BS	51814	-
<b>BIG DOG</b>							700	R69 - R69S	'55-'69	-	-	-	B38-6A
	All Models	All Years	YTX20HL <sup>FA</sup>	-	-	-		F700GS	'13-'14	-	-	YTX14-BS	-
<b>BIMOTA</b>								F700GS (auxiliary battery)	'13-'14	-	YTZ14S	-	-
1100	SB6, SB7	'95-'97	-	YTX7L-BS(x2)	-	-	650	F650, G650GS	'93-'14	-	-	YB12AL-A	-
	SB6R	'97-'99	-	YTX12-BS	-	-		F650GS	'08-'12	YTX14H-BS*	YTX14-BS	-	-
1000	YB8/YB10	'92-'95	YTX14AHL-BS*	-	YB14L-A2	-		R65	'84-'95	YIX30L-BS*	-	53030	-
	YB11	'96-'99	-	YTX12-BS	-	-		R65LS	'78-'84	-	YT19BL-BS	51814	-
996	SB8R, SB8RS	'98-'00	-	YTX12-BS	-	-	600	R60, R60/2 Twin Cylinders	'55-'69	-	-	-	B38-6A
								R60/5	'70-'73	-	YT19BL-BS	51814	-
								R60/6, R60/7	'69-'84	YIX30L-BS*	-	53030	-

\* See Battery Cross Reference Chart on page 12.  
<sup>FA</sup> Must use Factory Activated battery.  
<sup>†</sup> 52515 not available in USA.





# MOTORCYCLE APPLICATIONS

CC	Model	Year	High Performance AGM	AGM	YuMicron	Conventional	CC	Model	Year	High Performance AGM	AGM	YuMicron	Conventional
<b>BMW (continued)</b>							<b>DUCATI</b>						
500	R50/2 Twin Cylinders	'55-'69	-	-	-	B38-6A	1199	1199 Panigale	'11-'13	-	YT7B-BS	-	-
	R50/5	'70-'73	-	YT19BL-BS	51814	-	1198	1198, MY08, SP, R	'09-'11	-	YT12B-BS	-	-
	R50/S Twin Cylinders	'55-'69	-	-	-	B38-6A		Diavel	'13	-	YT12B-BS	-	-
450	G450	'09-'11	YTZ7S	-	-	-	1200	Multistrada	'10-'13	-	YT12B-BS	-	-
260	R26, R27 Single Cylinder	'55-'69	-	-	-	6N11A-1B	1100	Monster 1100	'09-'13	-	YT12B F/A	-	-
	R 26		-	-	-	-		Multistrada	'07-'09	-	YT12B-BS	-	-
			-	-	-	-		Hypermotard	'07-'13	-	YT12B-BS	-	-
			-	-	-	-		Street Fighter, S	'09-'12	-	YT12B F/A	-	-
			-	-	-	-	1098	1098	'07-'09	-	YT12B-BS	-	-
			-	-	-	-	1098	1098	'07	YTX14H-BS*	YTX14-BS	-	-
			-	-	-	-		Various All other models	'01-'10	-	YT12B-BS	-	-
			-	-	-	-	1000	Desmosedici RR	'08-'09	-	YT12B-BS	-	-
			-	-	-	-		GT1000, Touring, Sport 1100S	'09	-	YT12B-BS	-	-
			-	-	-	-		Monster S2R		-	YT12B-BS	-	-
			-	-	-	-	996	996, S, SPS	'99-'00	-	-	YB16AL-A2	-
			-	-	-	-	994	Support Touring 2 (ST2)	'97-'00	-	-	YB16AL-A2	-
			-	-	-	-	916	916 Biposto, Senna, Strada	'94-'98	-	-	YB16AL-A2	-
			-	-	-	-		I.E., SP, SP S	'94-'98	-	-	YB16AL-A2	-
			-	-	-	-		ST4	'99-'00	-	-	YB16AL-A2	-
			-	-	-	-	907	I.E. Paso	'90-'94	YTX20H-BS*	YTX20-BS*	YB16-B	-
			-	-	-	-	906	Paso	'90-'92	YTX20H-BS*	YTX20-BS*	YB16-B	-
			-	-	-	-	900	Monster	'94-'00	-	-	YB16AL-A2	-
			-	-	-	-		SS Kick-Start	'81	-	-	YB12A-A	-
			-	-	-	-		SS Replica	'81	-	-	YB12A-A	-
			-	-	-	-		SS Supersport, Replica	'82-	YTX14AHL-BS*	-	YB14L-A2	-
			-	-	-	-		SS	'89-'00	-	Not available	-	-
			-	-	-	-		SL	'92-'96	-	-	YB16AL-A2	-
			-	-	-	-		Supersport FE	'97-'98	-	-	YB16AL-A2	-
			-	-	-	-	888	SP, SP II, SP IV, SP V	'90-'95	-	-	YB16AL-A2	-
			-	-	-	-	860	GT, GTS		-	YX30L-BS*	53030	-
			-	-	-	-		Kick-Start		-	-	YB12A-A	-
			-	-	-	-	851	851 Superbike	'90-'91	-	-	YB16AL-A2	-
			-	-	-	-		S Superbike	'91-'92	-	-	YB16AL-A2	-
			-	-	-	-	848	848, Corse SE	'08-'13	-	YT12B-BS	-	-
			-	-	-	-		Street Fighter	'13	-	YT12B F/A	-	-
			-	-	-	-	796	Hypermotard	'10-'13	-	YT12B-BS	-	-
			-	-	-	-		Monster 796	'13	-	YT12B F/A	-	-
			-	-	-	-	750	F1, Montjuich, Paso	'87-'90	YTX14AHL-BS*	-	YB14L-A2	-
			-	-	-	-		GT, Luguna Seca		YX30L-BS*	-	53030	-
			-	-	-	-		Indiana		YTX14AHL-BS*	-	YB14L-A2	-
			-	-	-	-		Monster	'97-'00	-	Not available	-	-
			-	-	-	-		Sport	'89-'90	-	-	YB16AL-A2	-
			-	-	-	-		SS Supersport Kick-Str.		-	-	YB12A-A	-
			-	-	-	-		SS	'90-'00	-	-	YB16AL-A2	-
			-	-	-	-	748	748 Strada Biposto, SP, SPS	'97-'00	-	-	YB16AL-A2	-
			-	-	-	-	696	Monster 696	'08-'13	-	YT12BFA	-	-
			-	-	-	-	650	Alazzurra, Indiana, Pantah		YTX14AHL-BS*	-	YB14L-A2	-
			-	-	-	-	600	Pantah		YTX14AHL-BS*	-	YB14L-A2	-
			-	-	-	-		TL		YTX14AHL-BS*	-	YB14L-A2	-
			-	-	-	-	500	GTL, GTV		YTX24HL-BS*	-	Y50-N18L-A	-
			-	-	-	-		Pantah		YTX14AHL-BS	-	-	-
			-	-	-	-	500	Sport		YTX24HL-BS*	-	Y50-N18L-A	-
<b>CAGIVA</b>							<b>EXCELSIOR-HENDERSON</b>						
900	Elefant E900		-	-	YB16B-A1	-	1386	Super X (85)	'99-'00	YTX20HL-BS*	YTX20L-BS	-	-
750	Elefant	'94-'97	YTX20H-BS*	YTX20-BS*	YB16-B	-							
	Elefant Bifaro	'89	YTX14AHL-BS*	-	YB14L-A2	-							
500	T4 E Elefant	'88-	YTX14AHL-BS*	-	YB14L-A2	-							
350	Elefant 2 Cyl.	'86-	YTX14AHL-BS*	-	YB14L-A2	-							
	T4 E Elefant, W12	'87-	YTX14AHL-BS*	-	YB14L-A2	-							
	T4R	'87-	-	-	YB3L-A	-							
125	Crouser	'87-'88	-	-	YB9-B	-							
	Freccia C9, /C10R, /C12R	'87-'90	-	-	YB9-B	-							
	Mito	'90-'97	-	-	YB9-B	-							
	N 90	'97	-	-	YB9-B	-							
	Roadster	'94-'97	-	-	YB9-B	-							
	Supercity	'91-'97	-	-	YB9-B	-							
50	City, Lucky, Explorer	'94-'97	-	YTX4L-BS	-	-							
	K3, W4	'98	-	-	YB4L-B	-							
<b>CANNONDALE</b>							<b>GAS GAS</b>						
440	C440, E440, S440, X440, X440S	'02-'03	YTZ7S	-	-	-	450	FSR450	'08	YTZ7S	-	-	-
	EX400, MX400, XC400	'00-'01	YTZ7S*	YTX5L-BS	-	-	370	Pampera	'97	-	YTX4L-BS	-	-
			-	-	-	-	320	Pampera	'98-'01	-	YTX4L-BS	-	-
			-	-	-	-	250	Pampera	'96-'01	-	YTX4L-BS	-	-
<b>CCM</b>							<b>GILERA</b>						
600	All Electric Start Models	'96-'01	-	YTX9-BS	-	-	600	Nordwest	'93	YTX14AHL-BS*	-	-	-
			-	-	-	-		RC 600C	'93	YTX14AHL-BS*	-	-	-
			-	-	-	-		Top Rally, XRT		YTX14AHL-BS*	-	-	-
			-	-	-	-	500	Dakota Kick-Start		-	-	-	12N5.5-3B
<b>DERBI</b>													
	All Models		-	-	YB4L-B	-							

## Must use adaptor kit available from Buell.  
 \* See Battery Cross Reference Chart on page 12.  
 FA Must use Factory Activated battery.



# MOTORCYCLE APPLICATIONS

CC	Model	Year	High Performance AGM	AGM	YuMicron	Conventional	CC	Model	Year	High Performance AGM	AGM	YuMicron	Conventional	
<b>GILERA (continued)</b>							<b>HARLEY-DAVIDSON (continued)</b>							
350	Dakota E-Starter		-	-	YB10L-A2	-	1450	FXD Series (Dyna)	'99-'06	YTX20HL	YTX20L-BS	-	-	
	Dakota Kick-Start		-	-	-	12N5.5-3B	(88)	FXST, FLST Series (Softail)	'00-'06	YTX20HL	YTX20L-BS	-	-	
	Dakota E-Starter		-	-	YB10L-A2	-		FL, FLH Series (Touring)	'00-'06	-	YIX30L-BS	-	-	
	ER Kick-Start		-	-	-	12N5.5-3B		FL, FLH Series (Touring)	'99	-	YIX30L-BS*	YB30L-B	-	
	ER E-Starter		-	-	YB10L-A2	-	1340	FXD/FXST Series (Dyna)	'97-'99	YTX20HL	YTX20L-BS	-	-	
	XRT		YTX14AHL-BS*	-	-	-	(80)	FXD/FXST Series (Dyna)	'91-'96	YTX20HL-BS* <sup>c</sup>	YTX20L-BS <sup>c</sup>	YB16HL-A-LM	-	
250	Arizona Rally		-	-	YB10L-B	-		FX/FXR Series	'79-'94	YTX20H-BS* <sup>c</sup>	YTX20-BS* <sup>c</sup>	YB16-B-LM*	YB16-B	
	V NGR Kick-Start		-	-	-	12N5.5-3B		FXR Series	'99-'00	YTX20H-BS* <sup>c</sup>	YTX20-BS* <sup>c</sup>	YB16-B-LM*	YB16-B	
	RV NGR E-Starter		-	-	YB10L-B	-		FLST Series (Softail)	'97-'99	YTX20HL	YTX20L-BS	-	-	
200	Arizona		-	-	-	12N5.5-3B		FLST Series (Softail)	'91-'96	YTX20HL-BS* <sup>c</sup>	YTX20L-BS* <sup>c</sup>	YB16HL-A-LM	-	
	Arizona		-	-	YB9-B	-		FXST/FLST Series (Softail)	'84-'90	YTX20H-BS* <sup>c</sup>	YTX20-BS* <sup>c</sup>	YB16-B-LM	YB16-B	
	Fast Bike		-	-	-	12N5.5-3B		FL, FLH Series (Touring)	'80-'96	YTX24HL-BS*	-	Y50-N18L-A-LM	-	
	Fast Bike		-	-	YB9-B	-		FL, FLH Series (Touring)	'97-'98	-	YIX30L-BS*	YB30L-B	-	
	RTX, RV, RX Kick-Start		-	-	-	12N5.5-3B		FL, FLH Series (Touring)	'78-'84	-	-	-	YHD-12H	
	RTX, RV, RX E-Starter		-	-	YB9-B	-	1250	VRSC V-Rod	'08-'13	YTX20HL	YTX20L <sup>EA</sup>	-	-	
	T4		-	-	-	12N5.5-3B	1200	XL, XLH (Sportster)	'04-'14	-	YTX14L-BS	-	-	
	Motocarro		-	-	-	12N5.5-3B		XL, XLH (Sportster)	'97-'03	YTX20HL	YTX20L-BS	-	-	
125	Apache Kick-Start		-	-	-	12N5.5-3B		XL, XLH (Sportster)	'87-'96	YTX20H-BS* <sup>c</sup>	YTX20-BS* <sup>c</sup>	YB16-B-LM	-	
	Apache E-Starter		-	-	YB9-B	-		XR1200X	'09-'12	-	YTX14L-BS	-	-	
	Arizona Kick-Start		-	-	-	12N5.5-3B		FX Series (Electric Start)	'71-'78	YTX20H-BS* <sup>c</sup>	YTX20-BS* <sup>c</sup>	YB16-B-LM	YB16-B	
	Arizona E-Starter		-	-	YB9-B	-		FX Series (Kick Start)	'71-'72	-	-	YB7-A	12N7-4A	
	Crona Kick-Start		-	-	-	12N5.5-3B		FL/FLH Series (Touring)	'65-'77	-	-	-	YHD-12H	
	Crona E-Starter		-	-	YB9-B	-	1130	VRSC V-Rod	'02-'07	GYZ16H*	YTX14 <sup>FA</sup>	-	-	
	CX Kick-Start		-	-	-	12N5.5-3B	1100	XL Series (Sportster)	'87-'93	YTX20H-BS* <sup>c</sup>	YTX20-BS* <sup>c</sup>	YB16-B-LM*	YB16-B	
	CX E-Starter		-	-	YB9-B	-	1000	XL Series (Sportster)	'79-'85	YTX20H-BS* <sup>c</sup>	YTX20-BS* <sup>c</sup>	YB16-B-LM*	YB16-B	
	Fast Bike Kick-Start		-	-	-	12N5.5-3B		XLCH Series (Sportster Kick Start)	'70-'78	-	-	YB7-A*	12N7-4A	
	Fast Bike E-Starter		-	-	YB9-B	-		XLCR Cafe Racer	'77-'78	YTX20H-BS* <sup>c</sup>	YTX20-BS* <sup>c</sup>	YB16-B-LM*	YB16-B	
	Freestyle Kick-Start		-	-	-	12N5.5-3B		XLH (Sportster Electric Start)	'67-'78	-	-	YB16-B-LM*	YHD-12H	
	Freestyle E-Starter		-	-	YB9-B	-		1000 XLX-61, XR1000	'83-'85	YTX20H-BS* <sup>c</sup>	YTX20-BS* <sup>c</sup>	YB16-B-LM*	YB16-B	
	GFR Kick-Start		-	-	-	12N5.5-3B	883	XL, XLH (Sportster)	'04-'14	-	YTX14L-BS	-	-	
	GFR E-Starter		-	-	YB9-B	-		XL, XLH (Sportster)	'97-'03	YTX20HL	YTX20L-BS	-	-	
	KK, KZ Kick-Start		-	-	-	12N5.5-3B		XLH (Sportster)	'86-'96	YTX20H-BS* <sup>c</sup>	YTX20-BS* <sup>c</sup>	YB16-B-LM	YB16-B	
	KK, KZ E-Starter		-	-	YB9-B	-	750	Street	'14-'15	-	YTX14L-BS	-	-	
	MX1, MXR Kick-Start		-	-	-	12N5.5-3B	500	MT500 (Military)	All Years	YTX14AHL-BS*	-	YB14L-A2	-	
	MX1, MXR E-Starter		-	-	YB9-B	-		Street	'14-'15	-	YTX14L-BS	-	-	
	Nebraska Kick-Start		-	-	-	12N5.5-3B	350	SS350	All Years	-	-	-	6N11A-1B	
	Nebraska E-Starter		-	-	YB9-B	-	250	SS250, SX250	'75-'78	-	-	YB7L-B*	12N7-3B	
	R1, R1S Kick-Start		-	-	-	12N5.5-3B	175	SS175, SX175	'74-'78	-	-	YB7L-B*	12N7-3B	
	R1, R1S E-Starter		-	-	YB9-B	-	125	SS125, SX125	'74-'78	-	-	YB7L-B*	12N7-3B	
	RC Rally		-	-	YB10L-B	-	125	SXT125	'75-'78	-	-	YB7L-B*	12N7-3B	
	RTX, RV, RX Kick-Start		-	-	-	12N5.5-3B	125	TX125	'73-'78	-	-	YB7L-B*	12N7-3B	
	RTX, RV, RX E-Starter		-	-	YB9-B	-	90	Z90	'73-'76	-	-	YB7L-B*	12N7-3B	
	SPO1, SPO2 Kick-Start		-	-	-	12N5.5-3B								
	SPO1, SPO2 E-Starter		-	-	YB9-B	-								
	TOP Rally Kick-Start		-	-	-	12N5.5-3B								
	TOP Rally E-Starter		-	-	YB9-B	-								
	Typhoon		-	-	YB7-A	-								
	XR1, XR2 Kick-Start		-	-	-	12N5.5-3B								
	XR1, XR2 E-Starter		-	-	YB9-B	-								
50	Bullit, Easy Moving, Runner	'97	-	-	YB4L-B	-	1500	GL1500 Gold Wing	'88-'00	YTX24HL-BS*	-	Y50-N18L-A3	-	
	Eaglet	'95-'97	-	-	YB4L-B	-		GL1500 Valkyrie	'97-'03	YTX14H-BS*	YTX14-BS	-	-	
	GSA E-Starter		-	-	YB4L-B	-	1300	CTX1300	'14	YTZ14S	-	-	-	
	Runner	'97	-	-	YB4L-B	-		ST1300, A, P	'03-'14	YTZ14S	-	-	-	
	Sioux E-Starter		-	-	YB4L-B	-		VTX1300C, R, S, Retro	'03-'12	YTX14H-BS*	YTX14-BS	-	-	
	Stalker, Storm, Top Rally		-	-	YB4L-B	-		VT1300CS, CR, CT, CXA FURY	'09-'14	YTZ14S	-	-	-	
	Typhoon	'97	-	-	YB4L-B	-	1200	GL1200 Gold Wing	'84-'87	YTX24HL-BS*	-	Y50-N18L-A-LM*	Y50-N18L-A	
			-	-	-	-		VFR1200F	'10-'14	YTZ14S	-	-	-	
			-	-	-	-		VFR1200XD	'13	YTZ14S	-	-	-	
			-	-	-	-	1100	CB1100F Super Sport	'83	YTX14AHL-BS*	-	YB14L-A2*	-	
			-	-	-	-		CB1100	'10-'14	YTZ14S	-	-	-	
			-	-	-	-		CBR1100XX	'01-'04	YTZ12S	-	-	-	
			-	-	-	-		CBR1100XX	'97-'00	-	YTX12-BS	-	-	
			-	-	-	-		GL1100 Gold Wing	'80-'83	YTX24HL-BS*	-	Y50-N18L-A-LM*	Y50-N18L-A	
			-	-	-	-		ST1100, ABS-TCS, 1100A	'91-'02	YTX14H-BS*	YTX14-BS	-	-	
			-	-	-	-		VF1100C V65 Magna	'83-'86	YTX20H-BS*	YTX20-BS*	YB18-A	-	
			-	-	-	-		VF1100S V65 Sabre	'84-'85	YTX20HL-BS*	YTX20L-BS*	YB18L-A	-	
			-	-	-	-		VT1100C2 Shadow Sabre	'00-'07	YTX14H-BS*	YTX14-BS	-	-	
<b>CC (CI)</b>	<b>HARLEY-DAVIDSON</b>													
1803 (110)	CVO FLH (Touring)	'07-'15	-	-	YIX30L-BS	-								
	CVO FXD (Dyna)	'07-'15	YTX20HL	-	YTX20L-BS	-								
	CVO FLST (Softail)	'07-'15	YTX20HL	-	YTX20L-BS	-								
1690 (103)	FLH, FLT (Touring)	'11-'15	-	-	YIX30L-BS	-								
	FXD (Dyna)	'12-'15	YTX20HL	-	YTX20L-BS	-								
	FLS (Softail)	'12-'15	YTX20HL	-	YTX20L-BS	-								
1584 (96)	FXD Series (Dyna)	'07-'11	YTX20HL	-	YTX20L-BS	-								
	FXST, FLST Series (Softail)	'07-'11	YTX20HL	-	YTX20L-BS	-								
	FL, FLH Series (Touring)	'07-'10	-	-	YIX30L-BS	-								

\* See Battery Cross Reference Chart on page 12.  
**FA** Must use Factory Activated battery.  
**C** Requires use of Cover/Spacer Kit, see part no. 478651.



# MOTORCYCLE APPLICATIONS

CC	Model	Year	High Performance AGM	AGM	YuMicron	Conventional	CC	Model	Year	High Performance AGM	AGM	YuMicron	Conventional	
<b>HONDA (continued)</b>							<b>HONDA (continued)</b>							
1000	VT1100C, C3, T Shadow (Spirit, Aero, A. C. E. Tourer)	'01-'07	YTX14H-BS*	YTX14-BS	-	-	650	CB650, Custom	'79-'82	-	-	YB12A-A	-	
	VT1100C, C3, T Shadow (Spirit, Aero, A. C. E. Tourer)	'98-'00	YTZ14S*	-	HYB16A-AB	-	CB650SC Nighthawk	'83-'85	-	-	-	YB12AL-A	-	
	VT1100C Shadow Spirit	'85-'97	YTZ14S*	-	HYB16A-AB	-	CB650SC Nighthawk	'82	-	-	-	YB12A-A	-	
	VT1100C2 Shadow A. C. E.	'95-'99	YTZ14S*	-	HYB16A-AB	-	CB650F	'14	YTZ10S	-	-	-	-	
	CB1000	'94-'95	-	YTX12-BS	-	-	CB650F	'83	YTX14AH-BS*	-	-	YB14-A2	-	
	CB1000C Custom	'83	YTX14AHL-BS*	-	YB14L-A2	-	CB650F	'83	YTX14AHL-BS*	-	-	YB14L-A2	-	
	CB1000R	'09-'14	YTZ10S	-	-	-	GL650I Silver Wing Interstate	'83	YTX14AHL-BS*	-	-	YB14L-A2	-	
	CBF1000F	'09-'10	YTZ10S	-	-	-	NT650 Hawk GT	'88-'91	-	YTX9-BS	-	-	-	
	CBR1000F Hurricane	'87-'96	YTX14AHL-BS*	-	YB14L-B2	-	NT650V	-	YTR9-BS	-	-	-	-	
	CBR1000RA (ABS)	'08-'15	YTZ10S	-	-	-	NT650	'88-'89	YTX9-BS	-	-	-	-	
	CBR1000RR	'08-'15	YTZ7S	-	-	-	SLR650	-	YTR9-BS	-	-	-	-	
	CBR1000RR	'04-'07	YTZ10S	-	-	-	Vigor 650	-	YTR9-BS	-	-	-	-	
	CBX1000 Super Sport	'79-'80	YTX20HL-BS**	YTX20L-BS**	YB18L-A	-	XR650L	'93-'15	YTX9-BS	-	-	-	-	
	CBX1000 Super Sport (Opt)	'79-'80	YTX24HL-BS**	-	Y50-N18L-A-LM*	Y50-N18L-A	CB600F (599)	'04-'06	-	YTX7L-BS	-	-	-	
	CBX1000 Super Sport	'81-'82	YTX24HL-BS**	-	Y50-N18L-A-LM*	Y50-N18L-A	CBR600	'87-'00	-	YTX9-BS	-	-	-	
	GL1000 Gold Wing	'75-'79	YTX24HL-BS*	-	Y50-N18L-A-LM*	Y50-N18L-A	CBR600F4i, 600RR	'01-'15	YTZ10S	-	-	-	-	
	RVT1000R RC51	'00-'06	YTZ12S	-	-	-	VT600C, CD Shadow Deluxe	'04-'07	YTZ10S	-	-	-	-	
	VTR1000F Super Hawk	'01-'05	YTZ12S	-	-	-	VT600C, CD Shadow Deluxe, VLX	'88-'03	-	YTX9-BS	-	-	-	
	VTR1000F Super Hawk	'97-'00	-	YTX12-BS	-	-	XL600R	'83-'87	-	-	-	YB3L-A	-	
	VF1000R, F	'84-'86	-	-	YB16B-A	-	XL600V Transalp	'89-'90	-	-	-	YB12A-B	-	
	954	CBR954RR	'02-'03	YTZ10S	-	-	-	CB550 Four, K, SS	'74-'78	-	-	-	YB12A-A*	12N12A-4A-1
		CBR929RR, RE	'00-'01	YTZ10S	-	-	-	CB550SC Nighthawk	'83	-	-	-	YB12AL-A	-
	929	CB900F (919)	'02-'06	YTZ10S	-	-	-	CB500 Four, Twin	'71-'76	-	-	-	YB12A-A*	12N12A-4A-1
	919	CB900F (919)	'02-'06	YTZ10S	-	-	-	CB500X, F	'13-'14	YTZ10S	-	-	-	-
		CB900C, F	'80-'82	YTX14AHL-BS	-	YB14L-A2	-	CBR500R	'13-'14	YTZ10S	-	-	-	-
900	CBR900R, RR	'93-'99	-	YTX9-BS	-	-	CB500C, C, D, T †	'78-'82	YTX14AHL-BS*	-	-	YB14L-A2	-	
	PC800 Pacific Coast	'89-'98	-	YTX12-BS	-	-	FT500 Ascot	'82-'83	YTX14AHL-BS*	-	-	YB14L-A2	-	
800	VFR800 Interceptor	'14	YTZ12S	-	-	-	GB500	'89-'90	-	-	-	YB12A-B	-	
	VFR800, A Interceptor, ABS	'02-'12	YTZ12S	-	-	-	GL500, I Silver Wing	'81-'82	YTX14AHL-BS*	-	-	YB14L-A2	-	
VFR800F Interceptor	'98-'01	-	YTX12-BS	-	-	VF500C V30 Magna	'84-'85	-	-	-	YB12A-A	-		
VT800C Shadow	'88	YTX14AH-BS*	-	YB14-B2	-	VF500F Interceptor	'84-'86	-	-	-	YB12A-A	-		
750	CB750 Nighthawk	'91-'03	YTX14AH-BS*	-	YB14-A2	-	VT500C Shadow	'83-'86	-	-	-	YB12A-A	-	
	CB750A Hondamatic	'76-'78	YTX24HL-BS*	-	Y50-N18L-A-LM*	Y50-N18L-A	VT500FT Ascot	'83-'84	-	-	-	YB12A-A	-	
CB750C Custom	'80-'82	YTX14AHL-BS*	-	YB14L-A2	-	XL500R	'82	-	-	-	YB3L-A	-		
CB750F Super Sport	'75-'82	YTX14AHL-BS*	-	YB14L-A2	-	XL500S	'79-'81	-	-	-	-	6N4-2A-4		
CB750K Four	'69-'82	YTX14AHL-BS*	-	YB14L-A2*	12N14-3A	450	CB450, SS	'67-'74	-	-	YB12A-A*	12N12A-4A-1		
CB750K Limited Edition	'79	YTX14AHL-BS*	-	YB14L-A2	-	CB450SC Nighthawk, T	'82-'86	-	-	-	YB12A-A	-		
CB750SC Nighthawk	'80-'84	YTX14AHL-BS*	-	YB14L-A2	-	CL450 Scrambler	'67-'74	-	-	-	YB12A-A*	12N12A-4A-1		
RVF750R (RC45)	'94	-	YTX9-BS	-	-	CM450A Hondamatic, E	'82-'83	-	-	-	YB12A-A	-		
VF750C V45 Magna	'88	-	-	YB12A-A	-	CMX450C Rebel	'86-'87	-	-	-	YB12A-A	-		
VF750C V45 Magna	'82-'83	YTX14AH-BS*	-	YB14-A2	-	CRF450X	'05-'15	YTZ7S	-	-	-	-		
VF750C, C2, D Magna	'94-'03	-	YTX12-BS	-	-	400	CB400A	'78	-	-	YB12A-A	-		
VF750F V45 Interceptor	'83-'84	YTX14AH-BS*	-	YB14-A2	-	CB400F CB-1	'89-'90	-	YTX9-BS	-	-	-		
VF750S V45 Sabre (Discontinued)	'82-'83	YTX14AHL-BS*	-	YB14L-A2**wst	-	CB400F Super Sport	'75-'77	-	-	-	YB12A-A*	12N12A-4A-1		
VFR750F Interceptor	'86	-	-	YB12A-B	-	CB400T Hawk, Hawk II	'78-'81	-	-	-	YB12A-A	-		
VFR750F	'90-'97	-	YTX12-BS	-	-	CB400TH Hawk I	'78-'79	-	-	-	YB9-B*	12N9-4B-1		
VFR750R (RC30)	'90	-	YTX9-BS	-	-	CM400 (All)	'79-'81	-	-	-	YB12A-A	-		
VT750C, CA, C2	'04-'08	YTZ12S	-	-	-	360	CB360, G, T	'74-'76	-	-	YB12A-A*	12N12A-4A-1		
VT750C Shadow	'83	-	-	HYB16A-AB	-	CJ360T †	'76-'77	-	-	-	YB9-B*	12N9-4B-1		
VT750C, CA, CD Shadow	'98-'03	YTX14H-BS*	YTX14-BS	-	-	CL360 Scrambler	'74-'75	-	-	-	YB12A-A*	12N12A-4A-1		
VT750C, CA, C2 Shadow	'04-'09	YTZ12S	-	-	-	350	CB350 Super Sport Four	'68-'74	-	-	YB12A-A*	12N12A-4A-1		
T750C, C2, C2B, RS Shadow	'10-'15	YTZ14S	-	-	-	CL350 Scrambler	'68-'73	-	-	-	YB12A-A*	12N12A-4A-1		
VT750DC, DCA, DCB Shadow Spirit	'01-'03	YTZ14S	-	-	-	SL350 Motosport	'70-'73	-	-	-	-	12N5-4B		
CB700SC Nighthawk 'S'	'84-'86	-	-	YB14L-A1	-	SL350 Motosport	'69-'70	-	-	-	YB12A-A*	12N12A-4A-1		
CTX700	'14	YTZ12S	-	-	-	XL350	'74-'78	-	-	-	-	6N6-3B		
VF700C Magna	'87	-	-	YB12A-A	-	XL350R	'84-'85	-	-	-	YB3L-A	-		
VF700C Magna	'84-'86	YTX14AH-BS*	-	YB14-A2	-	305	CA77 Dream Touring (late)	'63-'69	-	-	-	-	12N9-3A	
VF700F Interceptor	'84-'85	YTX14AH-BS*	-	YB14-A2	-	CB77 Super Hawk	'61-'68	-	-	-	-	-	12N9-3A	
VF700S Sabrer	'84-'85	YTX14AHL-BS*	-	YB14L-A2	-	CL77 Scrambler	'65-'68	-	-	-	-	-	12N5-4B	
VFR700 Interceptor	'86-'87	-	-	YB12A-B	-	300	CB300F	'15	-	YTX7L-BS	-	-	-	
VT700C Shadow	'86-'87	YTX14AH-BS*	-	YB14-B2	-	CBR300R	'15	-	-	YTX7L-BS	-	-	-	
VT700C Shadow	'84-'85	-	-	HYB16A-AB	-	250	CA72 Dream Touring (late)	'63-'66	-	-	-	-	12N9-3A	
NT700V	'10-'13	YTZ14S	-	-	-	CB250 Nighthawk	'91-'09	-	-	YTX7L-BS	-	-	-	
NC700X	'12-'15	YTZ12S	-	-	-	CB72 Hawk	'61-'66	-	-	-	-	-	12N9-3A	
NC700J (NM4)	'15	YTZ12S	-	-	-	CBR250R	'11-'13	-	-	YTX7L-BS	-	-	-	
680	DN-01	'09-'13	YTZ14S	-	-	-	CL72 Scrambler	'62-'65	-	-	-	-	12N5-4B	

\* See Battery Cross Reference Chart on page 12.  
† When ordering this battery, specify sensor.  
‡ Upgrade requires modification to battery cables for installation.



# MOTORCYCLE APPLICATIONS

CC	Model	Year	High Performance AGM	AGM	YuMicron	Conventional	CC	Model	Year	High Performance AGM	AGM	YuMicron	Conventional	
<b>HONDA (continued)</b>							<b>HONDA (continued)</b>							
	CM250C Custom	'82-'83	-	-	YB9-B	-	80	XL80S	'83-'85	-	-	-	6N4-2A-8	
	CMX250C Rebel	'96-'15	-	YTX7L-BS	-	-		XL80S	'80-'82	-	-	-	6N4C-1B	
	CMX250C Rebel, LTD	'85-'87	-	-	YB9L-B	-	75	XL75	'77-'79	-	-	-	6N4C-1B	
	CRF250X	'04-'15	YTZ7S*	YTX5L-BS	-	-	70	C70 Passport	'82-'83	-	-	YB5L-B	-	
	MT250 Elsinore	'74-'76	-	-	-	6N6-3B		C70 Passport	'80-'81	-	-	6YB11-2D*	6N11-2D	
	NX250	'88-'90	-	YTX7L-BS	-	-		C70M Honda	'70-'73	-	-	6YB11-2D*	6N11-2D	
	VTR250 Interceptor VTR	'88-'90	-	-	YB9-B	-		CL70 Scrambler	'69-'73	-	-	-	6N5.5-1D-1†	
	XL250	'72-'76	-	-	-	6N6-3B		CT70	'91-'94	-	YTX4L-BS	-	-	
	XL250R	'82-'87	-	-	YB3L-A	-		CT70 Trail	'80-'82	-	-	-	6N4-2A-6	
	XL250S	'78-'81	-	-	-	6N4-2A-4		CT70 Trail, 70H	'74-'79	-	-	-	6N4C-1B	
	XR250L	'91-'96	-	YTX4L-BS	-	-		CT70 Trail, 70H	'69-'71	-	-	-	6N2A-2C	
230	CRF230L	'14	-	YTX7L-BS	-	-		SL70 Motosport	'72-'73	-	-	-	6N2A-2C-3	
	CRF230L, M	'08-'13	YTZ7S	-	-	-		SL70 Motosport	'73	-	-	-	6N2A-2C-3	
	CRF230F, L (-'07)	'03-'15	YTZ7S*	YTX5L-BS	-	-		XL70	'71-'72	-	-	-	6N2A-2C	
200	CB200, T	'74-'76	-	-	YB9-B*	12N9-4B-1	65	S65 Sport (CS65)	'65-'69	-	-	-	6N4C-1B	
	CL200 Scrambler	'74	-	-	YB9-B*	12N9-4B-1	55	C, CA105T Trail	'62-'65	-	-	-	6N2-2A	
	CM200T Twinstar	'81-'82	-	-	YB9-B*	12N9-4B-1	50	C110, CA110	'59-'69	-	-	-	6N2-2A	
	CM200T Twinstar	'80	-	-	-	6N12A-2C		MB5	'82	-	YB2.5L-C	-	-	
	TLR200 Reflex	'86-'87	-	YTX4L-BS	-	-		NA50 Express II	'80-'81	-	-	-	6N4-2A-6	
	TR200 Fat Cat	'87	-	YTX7A-BS	-	-		NA50 Express II	'79	-	-	-	6N2-2A	
	TR200 Fat Cat	'86	-	YTX9-BS	-	-		NC50 Express	'80-'83	-	-	-	6N4-2A-6	
	XL200R	'83-'84	-	-	YB3L-A	-		NC50 Express	'78-'79	-	-	-	6N2-2A	
185	CM185T Twinstar	'78-'79	-	-	-	6N12A-2D		NC50 Express	'77	-	-	-	6N2A-2C-3	
	XL185S	'79-'83	-	-	-	6N4-2A-4		NS50F	'90	-	YB3L-A	-	-	
175	CA175 Touring (CD175)	'68-'69	-	-	-	B54-6		NU50 Urban Express	'82-'83	-	-	YB2.5L-C-1	-	
	CA175 Touring (CD175K3)	'69-'70	-	-	-	6N12A-2D		NU50M Urban Express Deluxe	'82-'83	-	-	YB4L-B	-	
	CB175 Super Sport	'69-'73	-	-	YB9-B*	12N9-4B-1		NX50M Express SR	'81-'82	-	-	YB4L-B	-	
	CL175 Scrambler	'68-'73	-	-	YB9-B*	12N9-4B-1		Z50A (K1)	'69-'70	-	-	-	6N2A-2C-1	
	SL175 Motosport	'70-'72	-	-	-	12N5-4B		ZB50	'88	-	YTX4L-BS	-	-	
	XL175	'73-'78	-	-	-	6N6-3B		<b>HUSABERG</b>						
160	CB160 Sport	'65-'69	-	-	YB9-B*	12N9-4B-1		All Electric Start Models	'13	YTZ7S*	YTX5L-BS	-	-	
	CL160 Scrambler	'66-'68	-	-	YB9-B*	12N9-4B-1		All Electric Start Models	'04-'12	YTZ7S	-	-	-	
150	CRF150F	'06-'15	YTZ7S*	YTX5L-BS	-	-		All Electric Start Models	'97-'03	-	YTX9-BS	-	-	
125	CB125S	'81-'82	-	-	-	6N6-3B-1		<b>HUSQVARNA</b>						
	CB125S	'73-'80	-	-	-	6N6-3B		900	NUDA900	'13	YTX14H-BS	YTX14-BS	-	-
	CL125A Scrambler (Twin)	'67-'69	-	-	-	B54-6		580	TE610E, SM610S	'00-'01	YTX14H-BS*	YTX14-BS	-	-
	CL125S Scrambler	'73-'75	-	-	-	6N4C-1B		511	TE, TXC	'11	YTX7S	-	-	-
	CRF125F	'14-'15	YTZ5S*	YTX4L-BS	-	-		510	TC, TXC, TE, SMR	'10	YTX7S	-	-	-
	CT125 Trail	'77	-	-	-	6N4C-1B		450	TC, TXC, TE, SMR	'10	YTX7S	-	-	-
	MSX125 Grom	'14-'15	YTZ5S	-	-	-		449	TE	'11	YTX7S	-	-	-
	MT125 Elsinore	'74-'76	-	-	-	6N6-3B		400	TE410E	'00-'01	YTX14H-BS*	YTX14-BS	-	-
	NX125	'88-'90	-	YTX7L-BS	-	-		310	TC, TXC, TE, SMR	'10	YTX7S	-	-	-
	SL125 Motosport	'71-'73	-	-	-	6N6-3B		250	TE, TXC	'11	YTX7S	-	-	-
	SS125A Super Sport	'67-'69	-	-	-	B54-6		<b>HYOSUNG</b>						
	XL125	'74-'78	-	-	-	6N4C-1B		700	ST7	'10-'13	-	YTX14B-BS	-	-
	XL125S	'79-'84	-	-	-	6N4-2A-4		650	GT650, R, S	'09-'13	YTX14H-BS*	YTX14-BS	-	-
	XL125S	'85	-	-	YB2.5L-C	-			GV650, SE	'09-'13	-	YTX14B-BS	-	-
110	CRF110F	'13-'15	YTZ5S*	YTX4L-BS	-	-		250	GT250, R	'09-'13	YTX14H-BS*	YTX14-BS	-	-
	CT110 Trail	'86	-	-	-	6N4-2A-4			GV250	'09-'13	-	YTX9-BS	-	-
	CT110 Trail	'80-'84	-	-	-	6N4-2A-8		<b>INDIAN</b>						
	C110	'09-'10	YTX7S	-	-	-		1819	Chief Classic, Chief Vintage, (111) Chieftan, Roadmaster	'14-'15	YTX20HL-BS	-	-	-
100	CB100 Super Sport	'70-'72	-	-	-	6N6-3B		1720	Chief Classic, Vintage, Dark Horse (105)	'12-'13	YTX24HL-BS	-	-	-
	CL100, S Scrambler	'70-'73	-	-	-	6N6-3B			Chief (all models)	'09-'11	YTX20H-BS	-	-	-
	SL100 Motosport	'70-'73	-	-	-	6N6-3B		1638	Chief	'02-'03	YTX24HL-BS	-	-	-
	XL100	'77-'78	-	-	-	6N4C-1B		(100)	Scout, Spirit (88)	'02-'03	YTX20H-BS*	YTX20-BS	-	-
	XL100	'74-'76	-	-	-	6N6-3B			All Models	'99-'01	YTX20H-BS*	YTX20-BS	-	-
	XL100S	'83-'85	-	-	-	6N4-2A-4		1133	Scout	'15	YTX14AH-BS	-	-	-
	XL100S	'81-'82	-	-	-	6N4C-1B		(69)						
	XL100S	'79-'80	-	-	-	6N4-2A-4								
90	CA200 Honda 90 (C200 Touring 90)	'63-'66	-	-	-	-								
	CL90, L 5HP Scrambler	'67-'70	-	-	-	6N5.5-1D								
	CM91 Honda 90 (C90M)	'66-'69	-	-	-	6N5.5-1D								
	CT200 Trail 90	'64-'66	-	-	-	6N5.5-1D								
	CT90 Trail	'66-'79	-	-	-	6N5.5-1D								
	EZ90 Cub	'91-'96	-	YTX5L-BS	-	-								
	S90 Super (CS90)	'64-'69	-	-	-	6N6-1B								
	SL90 Motosport	'69	-	-	-	6N5.5-1D								
	ST90 Trail Sport	'73-'75	-	-	-	6N5.5-1D								

\* See Battery Cross Reference Chart on page 12.  
 † Use modified 6N5.5-1D  
 FA Must use Factory Activated battery.



# MOTORCYCLE APPLICATIONS

CC	Model	Year	High Performance AGM	AGM	YuMicron	Conventional	CC	Model	Year	High Performance AGM	AGM	YuMicron	Conventional
<b>KAWASAKI</b>							<b>KAWASAKI (continued)</b>						
2000	VN2000-A Vulcan	'04-'12	YTX20CH-BS*	-	-	-	VN750-A Vulcan	'86-'06	YTX14AHL-BS*	-	-	YB14L-A2	-
1700	VN1700 Voyager, Nomad, Vaquero	'09-'14	YTX20CH-BS*	-	-	-	ZN750-A LTD	'84-'85	YTX14AHL-BS*	-	-	YB14L-A2	-
1600	VN1600-A Vulcan Classic, D, Nomad	'03-'09	YTX20CH-BS*	-	-	-	ZR-7, S	'00-'03	-	YTX12-BS	-	-	-
	VN1600-B Vulcan Mean Streak	'04-'09	YTX20CH-BS*	-	-	-	ZR750 (Z750S)	'05-'06	-	YTX9-BS	-	-	-
1500	VN1500 Vulcan 88, SE	'87-'98	YTX24HL-BS*	-	Y50-N18L-A-LM*	Y50-N18L-A	ZR750-C Zephyr	'91-'94	-	YTX12-BS	-	-	-
	VN1500-C Vulcan L	'96-'97	YTX24HL-BS*	-	Y50-N18L-A-LM*	Y50-N18L-A	ZX750-E Turbo, GPz	'83-'85	-	-	-	SYB14L-A2	-
	VN1500-G, J, L, R Vulcan Nomad, Drifter	'99-'05	YTX20CH-BS*	-	-	-	ZX750-F Ninja	'87-'90	YTX14AHL-BS*	-	-	YB14L-A2	-
	VN1500-D, E, N Vulcan Classic	'96-'09	YTX20CH-BS*	-	-	-	ZX750-H Ninja ZX-7	'90	-	-	-	YB12AL-A2	-
	VN1500-P Vulcan Mean Streak	'02-'03	YTX20CH-BS*	-	-	-	ZX750-H Ninja ZX-7	'89	YTX14AHL-BS*	-	-	YB14L-A2	-
1400	Ninja ZX-14, R, ABS	'06-'14	YTX14H-BS*	YTX14-BS	-	-	ZX750-J Ninja ZX-7	'91-'95	-	YTX12-BS	-	-	-
	ZG1400 Concours, ABS	'08-'14	YTX14H-BS*	YTX14-BS	-	-	ZX750 Ninja ZX-7RR	'91-'97	-	YTX9-BS	-	-	-
1300	KZ1300 Touring	'79-'82	YTX24HL-BS*	-	Y50-N18L-A-LM*	Y50-N18L-A	ZX750-P Ninja ZX-7R	'96-'03	-	YTX12-BS	-	-	-
	ZN1300-A Voyager	'83-'88	-	-	-	-	700	KZ700-A	'84	-	-	YB12A-A	-
1200	1200 ZG1200 Voyager XII	'86-'03	YTX24HL-BS*	-	SY50-N18L-AT	12N24-3	VN700-A Vulcan	'85	YTX14AHL-BS*	-	-	YB14L-A2	-
	ZRX1200R	'01-'05	YTX14H-BS*	YTX14-BS	-	-	VN700-A LTD	'84-'85	YTX14AHL-BS*	-	-	YB14L-A2	-
	ZRX1200 DAEG	'09-'13	-	YTX12-BS	-	-	650	ER6n	'09-'12	-	YTX12-BS	-	-
	Ninja ZX-12R	'00-'05	YTX14H-BS*	YTX14-BS	-	-	KL650-A, E, KLR	'87-'14	YTX14AHL-BS*	-	-	YB14L-A2	-
	ZZR1200	'02-'05	YTX14H-BS*	YTX14-BS	-	-	KL650-B Tengel	'90-'91	YTX14AHL-BS*	-	-	YB14L-A2	-
1100	KZ1100-A, LTD	'81-'83	YTX20HL-BS*	YTX20L-BS*	YB18L-A	-	KL650 Versys	'08-'14	-	YTX12-BS	-	-	-
	KZ1100-B GP	'82	-	-	SYB16L-B	-	KLX650C, R	'93-'96	-	YTX9-BS	-	-	-
	KZ1100-B GP	'81	YTX20HL-BS*	YTX20L-BS*	YB16L-B	-	KZ650 SR, LTD, Custom	'77-'80	-	-	YB10L-A2*	12N10-3A-2	-
	ZN1100-B LTD	'84-'85	YTX14AHL-BS*	-	YB14L-A2	-	KZ650 H CSR	'81-'83	-	-	YB12A-A*	-	-
	ZR1100	'92-'95	YTX20CH-BS*	YTX16-BS	-	-	Ninja 650R, Ninja 650R ABS	'12-'14	-	YT12A-BS	-	-	-
	ZRX1100	'99-'00	YTX14H-BS*	YTX14-BS	-	-	Ninja 650R	'06-'11	-	YTX12-BS	-	-	-
	ZX1100-A GPz	'83-'84	-	-	SYB16L-B	-	W Series	'66-'70	-	-	YB7L-B*	12N7-3B	-
	ZX1100-C Ninja ZX-11	'90-'93	YTX14AHL-BS*	-	YB14L-A2	-	W650	'00-'02	YTX14H-BS*	YTX14-BS	-	-	-
	ZX1100-D Ninja ZX-11 (CN)	'93-'94	YTX14H-BS*	YTX14-BS	-	-	636	ZX636-B, C Ninja ZX-6R	'03-'14	-	YTX9-BS	-	-
	ZX1100-E (GPz1100)	'95-'97	YTX14H-BS*	YTX14-BS	-	-	600	KL600-A KLR	'84	-	-	YB4L-A	-
1000	KZ1000-P Police	'02-'03/'05	YTX20HL-BS*	YTX20L-BS*	YB18L-A	-	KL600-B KLR	'85-'86	YTX14AHL-BS*	-	-	YB14L-A2	-
	KZ1000-P Police	'82-'01	YTX20HL-BS*	YTX20L-BS*	YB16L-B	-	ZL600 (All)	'86-'97	-	-	-	YB12A-A	-
	KZ1000-C Police	'80-'81	YTX20HL-BS*	YTX20L-BS*	YB14L-A2	-	ZX600-A, B, C, D Ninja	'85-'96	-	-	-	YB12A-A	-
	KZ1000-C Police, Z1-R	'78-'79	YTX14AHL-BS*	-	YB14L-A2	-	ZX600-FA Ninja ZX-6R	'08-'13	-	YTX9-BS	-	-	-
	KZ1000, LTD	'77-'80	YTX14AHL-BS*	-	YB14L-A2	-	ZX600-E, F Ninja ZX-6, 6R	'93-'02	-	YTX12-BS	-	-	-
	KZ1000-E ST, Shaft	'79-'80	YTX20HL-BS*	YTX20L-BS*	YB16L-B	-	ZX600-G, J Ninja ZX-6R	'98-'08	-	YTX9-BS	-	-	-
	KZ1000-G Classic	'80	YTX14AHL-BS*	-	YB14L-A2	-	ZX600-K, M, N Ninja ZX-6RR	'03-'06	-	YTX9-BS	-	-	-
	KZ1000, LTD, CSR	'81-'83	YTX20HL-BS*	YTX20L-BS*	YB18L-A	-	ZZR600	'05-'09	-	YTX9-BS	-	-	-
	KZ1000-R Replica	'82-'83	YTX20HL-BS*	YTX20L-BS*	YB18L-A	-	ZZR600	'02-'04	-	YTX12-BS	-	-	-
	Z1000, ABS	'14	-	YT12A-BS	-	-	550	KZ550, LTD, GP	'80-'83	-	-	YB12A-A	-
	Z1000, ABS	'03-'13	-	YTX9-BS	-	-	KZ550-F LTD	'84	-	-	YB12A-A**	-	-
	ZG1000-A Concours	'86-'06	YTX20HL-BS*	YTX20L-BS*	YB18L-A	-	KZ550-F Spectre	'83	-	-	YB12A-A**	-	-
	ZL1000-A	'87	YTX14AHL-BS*	-	YB14L-A2	-	KZ550-H GP	'82-'83	-	-	YB12A-A†	-	-
	ZX10R	'86-'90	YTX14AHL-BS*	-	YB14L-A2	-	ZR550-B Zephyr	'90-'92	-	-	YB12A-A	-	-
	ZX10R	'11-'14	YTZ7S	-	-	-	ZX550-A GPz	'84-'86	-	-	YB12A-A†	-	-
	ZX10R ABS	'11-'14	YTZ10S	-	-	-	500	EN500-A Vulcan	'90-'96	-	-	YB12A-A	-
	ZX1000-A Ninja 1000R, GPZ1000RX	'86-'87	YTX14AHL-BS*	-	YB14L-A2	-	EN500-C Vulcan LTD	'96-'10	-	-	YB12AL-A2	-	-
	ZX1000-B Ninja ZX10	'88-'89	YTX14AHL-BS*	-	YB14L-A2	-	EX500-A	'87-'93	YTX14AHL-BS*	-	-	YB14L-A2	-
	ZX1000-C Ninja ZX-10R	'04-'10	-	YT12B-BS	-	-	EX500-D Ninja 500	'94-'10	YTX14AHL-BS*	-	-	YB14L-A2	-
	Ninja 1000, ABS	'14	-	YT12A-BS	-	-	H1 Series	'73-'75	-	-	YB9L-B*	12N9-3B	-
	Ninja 1000	'11-'13	-	YTX9-BS	-	-	H1 Series	'69-'72	-	-	YB9-B*	12N9-4B-1	-
	Ninja H2	'15	TBD	-	-	-	KH500-A	'76	-	-	YB9L-B*	12N9-3B	-
900	KZ900, LTD	'76-'77	-	-	YB10L-A2	-	450	EN450-A 454 LTD	'85-'90	-	-	YB12A-A	-
	Vulcan 900 Classic	'06-'14	-	YTX12-BS	-	-	KLX450R	'08-'10	YTZ7S	-	-	-	-
	Z900 (Z1 Series)	'72-'76	YTX14AHL-BS*	-	YB14L-A2*	12N14-3A	440	KZ440 (All) 400 KH400-A	'80-'83	-	-	YB12A-A	-
	ZL900-A Eliminator	'85-'86	YTX14AHL-BS*	-	YB14L-A2	-	400	KH400-A	'76-'78	-	-	-	12N5.5-4A
	Ninja GPZ900R ZX900A1-A16	'84-'03	YTX14AHL-BS*	-	YB14L-A2	-	KLX400R, KLX400SR	'03	-	YB7B-BS	-	-	-
	ZX900-B Ninja (ZX-9R)	'94-'97	-	YTX12-BS	-	-	KZ400 Deluxe	'77-'79	-	-	YB12A-A*	12N12A-4A-1	-
	ZX900-C Ninja (ZX-9R)	'98-'99	-	YTX9-BS	-	-	KZ400-C	'78	-	-	-	12N5.5-4A	-
	ZX900-E, F Ninja (ZX-9R)	'00-'03	-	YTX9-BS	-	-	KZ400-D, H	'74-'79	-	-	YB12A-A*	12N12A-4A-1	-
800	VN800-A, B, E Vulcan, Classic, Drifter	'04-'06	-	YTX12-BS	-	-	KZ400-aS	'75-'77	-	-	-	12N5.5-4A	-
	VN800-A, B, C, E Vulcan, Classic, Drifter	'95-'03	YTX14H-BS*	YTX14-BS	-	-	S3 Series	'74-'75	-	-	-	12N5.5-4A	-
750	H2 Series	'72-'75	-	-	-	-	A7 Series	'66-'71	-	-	YB9-B*	12N9-4B-1	-
	KZ750, LTD, CSR	'76-'79	-	-	SYB14L-A2	12N5.5-4A	F5 Series	'70-'71	-	-	-	6N2-2A-3	-
	KZ750-E, H, L LTD	'80-'83	-	-	YB12A-A	-	F9 Series	'73-'75	-	-	-	6N4B-2A-3	-
	KZ750-F LTD, Spectre	'83	YTX14AHL-BS*	-	YB14L-A2	-	F9 Series	'72	-	-	-	6N2-2A-3	-
	KZ750-L Ninja	'93	-	YTX9-BS	-	-	S2 Series	'72-'73	-	-	-	12N5.5-4A	-
	KZ750-R GP	'82	-	-	YB12A-A†	-	305	EX305-B GP	'83	-	-	YB9L-A2	-
							305	KZ305 CSR, LTD	'81-'88	-	-	YB10L-A2	-
							300	EX300 Ninja, ABS	'13-'14	-	YTX9-BS	-	-

† When ordering this battery, specify sensor.  
 \*\* When ordering this battery, specify terminal adaptor.

\* See Battery Cross Reference Chart on page 12.



# MOTORCYCLE APPLICATIONS

CC	Model	Year	High Performance AGM	AGM	YuMicron	Conventional	CC	Model	Year	High Performance AGM	AGM	YuMicron	Conventional
<b>KAWASAKI (continued)</b>							<b>KTM (continued)</b>						
250	EX250, Ninja 250R	'08	-	YTX7A-BS	-	-	450	E/XC, M/XC Racing 4-Stroke (Opt)	'00-'02	YTZ7S*	YTX5L-BS	-	-
	EX250, Ninja 250R	'09-'12	-	YTX9-BS	-	-	450	EXC Racing	'03-05	YTZ5S	-	-	-
	A1 Series	'66-'71	-	-	YB9-B*	12N9-4B-1	450	EXC Racing	'05-'13	YTZ7S*	YTX5L-BS	-	-
	EL250, HS	'88-'93	-	-	YB9L-A2	-	450	SX-F, XC-F, XC-W	'09-'10	YTZ7S*	YTX5L-BS	-	-
	EX250 Ninja	'95-'07	-	YTX7L-BS	-	-	450	SX-F	'11-'14	YTZ5S*	YTX4L-BS	-	-
	EX250 Ninja	'86-'94	-	-	YB9L-A2	-	450	450SMR	'09-'12	YTZ7S*	YTX5L-BS	-	-
	F4 Series	'69-'70	-	-	-	12N5.5-4A	400	450SMR	'13	YTZ5S*	YTX4L-BS	-	-
	F8 Series	'71-'72	-	-	-	6N2-2A-3	400	EXC, Racing	'05-'11	YTZ7S*	YTX5L-BS	-	-
	F11 Series	'73-'75	-	-	-	6N4B-2A-3	400	EXC, Racing	'03-05	YTZ5S	-	-	-
	KE250-B	'77-'79	-	-	-	6N6-1D-2	400	XC-W	'09-'10	YTZ7S*	YTX5L-BS	-	-
	KH250-A	'76	-	-	-	12N5.5-4A	400	E/XC Racing 4-Stroke	'00-'02	YTZ5S*	YTX4L-BS	-	-
	KL250 Super Sherpa	'00-'10	-	YTX7L-BS	-	-	400	E/XC Racing 4-Stroke (Opt)	'00-'02	YTZ7S*	YTX5L-BS	-	-
	KL250	'78-'84	-	-	-	6N6-1D-2	350	LC4 E/XC	'96-'98	-	YTX9-BS	-	-
	KL250-D KLR	'85-'05	-	-	YB4L-A	-	350	RXC LC4	'96-'01	-	YTX9-BS	-	-
	KLX250S, SF	'06-'14	-	YTX7L-BS	-	-	350	XC-F	'11-'12	YTZ7S*	YTX5L-BS	-	-
	KZ250 CSR, LTD	'80-'83	-	-	YB10L-A2*	12N10-3A-2	300	SX-F	'11-'14	YTZ5S*	YTX4L-BS	-	-
	S1 Series	'73-'75	-	-	-	12N5.5-4A	300	EXC-F	'14	YTZ5S*	YTX4L-BS	-	-
200	KZ200-A	'78-'79	-	-	YB10L-B	-	300	Freeride	'13	YTZ7S*	YTX5L-BS	-	-
175	F7 Series	'71-'75	-	-	-	6N4-2A-5	250	XC, XC-W, EXC-F	'11-'13	YTZ5S*	YTX4L-BS	-	-
	KE175-B	'76-'78	-	-	-	6N6-1D-2	250	XC, XC-W	'-14	YTZ7S*	YTX5L-BS	-	-
140	KLX140, L	'08-'14	-	YTX7L-BS	-	-	250	EXC, Racing	'05-'10	YTZ7S*	YTX5L-BS	-	-
125	BN125 Eliminator	'01-'10	-	-	YB9-B	-	250	EXC, Racing	'03-05	YTZ5S	-	-	-
	F6 Series	'71-'73	-	-	-	6N4-2A-5	250	EXF	'05-'10	YTZ7S*	YTX5L-BS	-	-
	KE125-A	'76-'83	-	-	-	6N6-1D-2	250	XC, EXC, XC-W	'11-'12	YTZ5S*	YTX4L-BS	-	-
	KS125 Series	'74-'75	-	-	-	6N6-1D-2	250	EXC-F, XC-W, XCF-W	'11-'12	YTZ7S*	YTX5L-BS	-	-
120	C2SS RoadRunner	'67-'69	-	-	Not available	6N6-1D-2	200	SX-F, EXC, EXC-F	'13-'14	YTZ5S*	YTX4L-BS	-	-
	C2TR RoadRunner	'67-'69	-	-	Not available	-	200	Duke	'13	-	YTX9-BS	-	-
100	G3SS Series	'75	-	-	-	6N4-2A-5	125	Duke	'13	-	YTX7L-BS	-	-
	G3TR Series	'71	-	-	-	6N4-2A-3**							
	G4TR Series	'73-'75	-	-	-	6N4-2A-5							
	G4TR Series	'70-'72	-	-	-	6N2-2A-3							
	G5 Series	'74-'75	-	-	-	6N4-2A-5							
	G5 Series	'72-'73	-	-	Not available	-							
	KE100-A	'79-'81	-	-	-	6N6-1D-2							
	KE100-A	'76-'78	-	-	-	6N4-2A-5							
	KE100-B	'82-'01	-	-	-	6N6-1D-2							
	KH100-B	'76-'77	-	-	-	6N4-2A-5							
	KM100-A	'79-'81	-	-	-	6N6-1D-2							
	KM100-A	'76-'78	-	-	-	6N4-2A-5							
	KV100-A	'76	-	-	-	6N4-2A-5							
90	G3SS Series	'73-'74	-	-	-	6N4-2A-5							
	G3SS Series	'69-'72	-	-	-	6N4-2A-3**							
	G3TR Series	'69-'70	-	-	-	6N4-2A-3**							
	MC1 Series	'73-'75	-	-	-	6N4-2A-5							
<b>KTM</b>							<b>KYMCO</b>						
1190	RC8	'09-'13	YTZ14S	-	-	-	250	Venox250	'09-'10	-	YTX9-BS	-	-
	Adventure	'13	YTZ14S	-	-	-	<b>MOTO GUZZI</b>						
990	Super Duke	'03-'13	YTZ14S	-	-	-	1380	California	'13	YTX20H-BS	YTX20-BS	-	-
	Supermoto, SM R	'09-'13	YTZ14S	-	-	-	1200	Norge	'09-'13	YTX20CH-BS	-	-	-
	Adventure	'03-'13	YTZ14S	-	-	-		Sport, ABS	'09-'10	YTX20CH-BS	-	-	-
950	Superenduro	'09-'11	YTZ14S	-	-	-		Breva 1200	'09-'10	YTX20CH-BS	-	-	-
690	Duke	'09-'12	YTZ10S	-	-	-		Stelvio	'09-'14	YTX20CH-BS	-	-	-
	Duke	'13	-	YTX9-BS	-	-		1200 Sport	'09-'13	YTX20CH-BS	-	-	-
	Supermoto, SM R	'09-'13	YTZ10S	-	-	-	1100	1100 California (CA only)	'03-'05	-	YTX15L-BS	-	-
	Enduro R	'09-'13	YTZ10S	-	-	-		1100 California, Special, Jackal,	'05-'13	YTX20CH-BS	-	-	-
640	Adventurer, Duke, RXC LC4	'99-'02	-	YTX9-BS	-	-		Breva, Griso	'94-'05	YIX30L-BS*	-	53030	-
	Super Moto							Stone, EV	'99-'02	-	YTX15L <sup>FA</sup>	-	-
	Duke II, LC4, Adventure	'03-'08	YTZ10S	-	-	-		Quota 1100 ES	'97-'99	YTX15L-BS	-	-	-
625	SMC, SXC	'03-'09	YTZ10S	-	-	-		Sport 1100i	'99-'00	YIX30L-BS*	-	53030	-
620	Adventure, Duke, LC4	'96-'98	-	YTX9-BS	-	-		V11 Bassa	'98-'99	YIX30L-BS*	-	53030	-
530	EXC, Racing	'03-05	YTZ5S	-	-	-		V11 EV	'99-'05	-	YTX15L <sup>FA</sup>	-	-
	EXC, Racing	'05-'12	YTZ7S*	YTX5L-BS	-	-		V11 Le Mans, Sport	'99-'05	-	YTX15L <sup>FA</sup>	-	-
	XC-W	'09-'12	YTZ7S*	YTX5L-BS	-	-	1064	California Classic, Vintage	'-12	YTX20HL-BS*	YTX20L-BS	-	-
525	EXC Racing	'03	YTZ5S	-	-	-	1000	California III	'89-'93	YIX30L-BS*	-	53030	-
	MX Desert Racing	'03	YTZ7S*	YTX5L-BS	-	-		Convert		YIX30L-BS*	-	53030	-
	MXC Racing	'00	YTZ7S*	YTX5L-BS	-	-		Daytona		YIX30L-BS*	-	53030	-
520	E/XC, M/XC Racing 4-Stroke	'00-'02	YTZ5S*	YTX4L-BS	-	-		Le Mans		YIX30L-BS*	-	53030	-
								Mille		YIX30L-BS*	-	53030	-
								1000NT		YIX30L-BS*	-	53030	-
								Quota		YIX30L-BS*	-	53030	-
								V10 Centauro Sport, GT	'99-End	-	YTX15L <sup>FA</sup>	-	-
								Bellagio	'-10	YTX20HL-BS	YTX20L-BS	-	-
								Le Man		YIX30L-BS*	-	53030	-
								T3, T4, T5		YIX30L-BS*	-	53030	-
								Breva 750	'04-'10	YTX14AHL-BS	-	-	-
								V7 Classic	'09-'11	YTX14AHL-BS	-	-	-
								Nevada		YTX20HL-BS*	YTX20L-BS*	YB18L-A	-
								Nevada 750 Classic	'-10	YTX14AHL-BS	-	-	-
								NTX		YTX20HL-BS*	YTX20L-BS*	YB18L-A	-
								Strada		YTX20HL-BS*	YTX20L-BS*	YB18L-A	-
								V7		YIX30L-BS*	-	53030	-
								V7	'12-'13	YTX14H-BS*	YTX14-BS	-	-
								V75		YTX20HL-BS*	YTX20L-BS*	YB18L-A	-

†† G3SS and G3TR models having the engine production #235611 and above, use a 6N4-2A-5 Battery.  
 FA Must use Factory Activated battery.

\*\* When ordering this battery, specify terminal adaptor.  
 \* See Battery Cross Reference Chart on page 12.



# MOTORCYCLE APPLICATIONS

CC	Model	Year	High Performance AGM	AGM	YuMicron	Conventional	CC	Model	Year	High Performance AGM	AGM	YuMicron	Conventional
<b>MOTO GUZZI (continued)</b>							<b>ROYAL ENFIELD</b>						
650	NTX		YTX20HL-BS*	YTX20L-BS*	YB18L-A	-	500	All Kick-start Models	'95-'99	-	-	YB7-A*	12N7-4A
	V65		YIX30L-BS*	-	53030	-		All Kick-start Models	'00-'03	-	-	YB5L-B*	12N5-3B
	V65 Florida		YTX20HL-BS*	YTX20L-BS*	YB18L-A	-		All Electric Start Models	'00-'03	YTX14AHL-BS*	-	YB14L-A2	-
500	Falcone		-	-	-	B38-6A	350	All Kick-start Models	'95-'99	-	-	YB7-A*	12N7-4A
	Falcone u.t.		YTX20HL-BS*	YTX20L-BS*	YB18L-A	-		All Kick-start Models	'00-'03	-	-	YB5L-B*	12N5-3B
	V50		-	YIX30L-BS*	53030	-		All Electric Start Models	'00-'03	YTX14AHL-BS*	-	YB14L-A2	-
			YIX30L-BS*	-	-	-							
<b>MuZ</b>							<b>SUZUKI</b>						
660	Skorpion '95-'01	'95-'01	-	-	YB9L-A2	-	1800	VZR1800 (M109R)	'06-'14	YTX20CH-BS	-	-	-
125	All Models All Years	ALL	-	-	YB9L-A2	-		VLR1800 (C109R)	'08-'12	YTX20CH-BS	-	-	-
<b>MV AGUSTA</b>													
1000	F4	'05-'13	YTZ10S	-	-	-	1600	Marauder, Boulevard M95	'04-'05	YTX20CH-BS*	YTX16-BS	-	-
	Brutale 1078RR	'09-'13	YTZ10S	-	-	-	1500	VL1500 Intruder, Boulevard C90	'98-'11	-	YTX16-BS-1	-	-
910	Brutale	'06-'09	YTZ10S	-	-	-		VL1500 Boulevard C90	'14	YTX20CH-BS	-	-	-
800	Brutale	'13	YTZ10S	-	-	-		VZ1500 Boulevard M90	'09-'13	YTX20CH-BS	-	-	-
750	F4, Brutale	'00-'08	YTZ10S	-	-	-	1400	GV1400GC, D, T Cavalcade	'86-'88	YTX24HL-BS*	-	SY50-N18L-AT	-
675	F3, Brutale	'13	YTZ10S	-	-	-		GV1400GL Intruder, GLP, S83	'87-'11	-	YTX16-BS-1	-	-
<b>NORTON</b>													
850	Commando, Commando (75)		YTX14AHL-BS*	-	YB14L-A2	-	1300	GSX1300BK B-King	'08-'11	-	YTX12-BS	-	-
750	Ranger Commando		-	-	-	12N9-4B-1		GSX1300R Hayabusa	'99-'07	-	YT12A-BS	-	-
350	Navigator		-	-	-	6N11A-1B		GSX1300R, Z Hayabusa	'08-'14	-	YTX12-BS	-	-
<b>PIAGGIO</b>													
	APE CAR, MP, MPR, P602		YIX30L-BS*	-	53030	-	1250	GSF1250S, A Bandit, FA	'07-'13	-	YT12A-BS	-	-
	Ape 50 FL	'93	-	-	YB9-B	-	1200	GSF1200, S Bandit	'97-'05	YTX14AHL-BS*	-	YB14L-B2	-
	Boxer, Bravo, Ciao		-	-	-	B39-6		GV1200GL Madura	'85-'86	-	-	SYB14L-B2	-
	Cosa 2		-	-	YB7-A	-	1150	GS1150E, S	'83-'86	-	-	SYB14L-A2	-
	Cosa CLX 125 (c/avv.)		-	-	YB7-A	-	1100	GSX1100S Katana	'81-'01	-	-	SYB14L-A2	-
	Cosa CLX 150 (c/avv.)		-	-	YB7-A	-		GS1100E, S	'80-'83	-	-	YB14L-A2	-
	Cosa CLX 200 (c/avv.)		-	-	YB7-A	-		GS1100G, K, L, Katana	'82-'84	YTX14AHL-BS*	-	YB14L-A2	-
	Free		-	-	YB4L-B	-		GSX-R1100	'86-'92	YTX14AHL-BS*	-	YB14L-A2	-
	Hexagon 125/150		-	-	YB9-B	-		GSX-R1100 W	'93-'98	-	YTX12-BS	-	-
	NRG 50		-	-	YB4L-B	-		GSX1100F Katana	'88-'93	YTX14AHL-BS*	-	YB14L-B2	-
	P125ETES, P125TS		-	-	YB7-A*	12N7-4A		GSX1100G	'91-'93	YTX14H-BS*	YTX14-BS	-	-
	P200E (c/avv.)		-	-	YB9-B	-	1000	DL1000 V-Strom	'02-'14	YTX14H-BS*	YTX14-BS	-	-
	PK50, PK50-C.A., PK50N, PK50XL		-	-	YB7-A*	12N7-4A		GS1000	'78-'82	YTX14AHL-BS*	-	YB14L-A2	-
	PK80S-C.A.		-	-	YB7-A*	12N7-4A		GSX-R1000	'01-'04	-	YTX12-BS	-	-
	PK125FL, PK125SS, PK125XL		-	-	YB7-A*	12N7-4A		GSX-R1000	'05-'14	-	YT12A-BS	-	-
	PX125		-	-	YB9-B	-		SV1000, S	'03-'07	YTX14H-BS*	YTX14-BS	-	-
	PX125+80E		-	-	-	12N5.5-3B		TL1000R	'98-'03	-	YT12A-BS	-	-
	PX125+80E-AREC		-	-	-	12N5.5-3B		TL1000S	'97-'01	-	YTX12-BS	-	-
	PX125-80E-ARC		-	-	YB9-B	-	900	RF900, R, S, ZS	'94-'97	-	YTX9-BS	-	-
	PX125T5		-	-	YB9-B	-	850	GS850G, GL	'79-'83	YTX14AHL-BS*	-	YB14L-A2	-
	PX150E		-	-	YB9-B	-	800	VL800 Intruder Volusia, Boulevard C50, T, M50	'01-'14	-	YTX12-BS	-	-
	PX150E-ARC		-	-	YB9-B	-		VS800 GL, S Intruder, Boulevard S50	'92-'12	-	-	YB16B-A1	-
	PX200-ARC		-	-	YB9-B	-		VX800	'90-'93	-	-	YB16B-A	-
	PX200E-ARC		-	-	-	12N5.5-3B		VZ800 Marauder	'97-'08	-	YTX12-BS	-	-
	PX200GS		-	-	YB9-B	-	750	GS750, Katana	'77-'83	YTX14AHL-BS*	-	YB14L-A2	-
	Quartz, Saccto, Sfera 50, Sfera 80, Skipper 125/150		-	-	YB9-B	-		GSX750F Katana	'98-'06	-	YTX9-BS	-	-
	Vespa 50 Elestart		-	-	YB9-B	-		GSX750F Katana	'89-'97	YTX14AHL-BS*	-	YB14L-B2	-
	Vespa 125 Sprint		-	-	YB9-B	-		GSX-R750	'00-'14	-	YT12A-BS	-	-
	Vespa 150 GL		-	-	YB9-B	-		GSX-R750	'96-'99	-	YTX9-BS	-	-
	Vespa PK 50 FL/FL2 (c/avv.)		-	-	-	12N5.5-3B		GSX-R750	'86-'92	YTX14AHL-BS*	-	YB14L-A2	-
	Zip - Zip (Fast Rider)		-	-	YB9-B	-		GSXR750W	'94-'95	-	YTX9-BS	-	-
<b>PUCH</b>													
	Cobra 80		-	-	YB4L-B	-		GSXR750W	'93	-	YTX12-BS	-	-
	Cobra GTL, Daytona N50, Monza		-	-	-	-		GSX-S750	'15	TBD	-	-	-
	Lido SL50, Lido Vario		-	-	-	-		GT750 LeMans	'72-'77	YTX14AHL-BS*	-	YB14L-A2	-
	Monza GP, Monza GX, Monza X		-	-	-	-		VS750GLP Intruder	'88-'91	-	-	YB16B-A1	-
			-	-	-	-		GS700E, GS700ES	'85	YTX14AHL-BS*	-	YB14L-A2	-
			-	-	-	-		GV700GL Madura	'85	YTX14AHL-BS*	-	YB14L-B2	-
			-	-	-	-		VS700GL Intruder	'85-'87	-	-	YB16B-A1	-
			-	-	-	-	650	DL650 V-Strom	'04-'13	-	YTX12-BS	-	-
			-	-	-	-		DR650S ER, ES	'94-'95	-	YTX12-BS	-	-
			-	-	-	-		DR650S N, P	'92-'93	-	YTX4L-BS	-	-
			-	-	-	-		DR650S	'90-'91	-	-	YB5L-B*	12N5-3B
			-	-	-	-		DR650SE	'98-'14	-	YTX9-BS	-	-
			-	-	-	-		DR650SE (CN)	'96-'97	-	YTX9-BS	-	-
			-	-	-	-		DR650SE	'96-'97	-	-	YB10L-B2	-
			-	-	-	-		GR650 Tempter, X	'83	YTX14AHL-BS*	-	YB14L-A2	-

\* See Battery Cross Reference Chart on page 12.



# MOTORCYCLE APPLICATIONS

CC	Model	Year	High Performance AGM	AGM	YuMicron	Conventional	CC	Model	Year	High Performance AGM	AGM	YuMicron	Conventional
<b>SUZUKI (continued)</b>							<b>SUZUKI (continued)</b>						
	GS650E	'81-'82	-	-	YB10L-A2	-		GN125, E	'91-'96	-	-	YB7-A	-
	GS650 (All)	'81-'83	YTX14AHL-BS*	-	YB14L-A2	-		GN125, E	'82-'83	-	-	YB7-A	-
	GSX650F	'08-'11	-	YTX9-BS	-	-		RV125 SE, R	'94	-	YTX7L-BS	-	-
	LS650 Savage, S40	'86-'14	YTX14AHL-BS*	-	YB14L-B2	-		RV125 Tracker	'73-'77	-	-	-	6N4-2A
	SV650	'99-'02	-	YT12A-BS	-	-		SP125	'86-'88	-	-	-	6N4-2A
	SV650A, SA	'03-'10	-	YT12A-BS	-	-		SP125	'82-'83	-	-	-	6N4B-2A
	SV650, S	'03-'13	-	YTX12-BS	-	-		TC125 Prospector	'73-'77	-	-	-	6N4B-2A
	SFV650 Gladius	'09-'14	-	YT12A-BS	-	-		TS125 Duster	'71-'81	-	-	-	6N4B-2A
	XN85 Turbo	'83	YTX14AHL-BS*	-	YB14L-A2	-	120	B120P		-	-	-	6N4-2A
600	GSF600S Bandit	'96-'03	-	YTX9-BS	-	-		TC120, TC120-II, TC120R	'71	-	-	-	6N4B-2A
	GSX-R600	'97-'14	-	YTX9-BS	-	-	105	B105P		-	-	-	6N4-2A
	GSX-R600W	'92-'93	-	YTX9-BS	-	-	100	A100 Go-fer	'76-'77	-	-	-	6N4-2A
	GSX600F Katana	'98-'06	-	YTX9-BS	-	-		A100 Go-fer	'69	-	-	-	6N4-2A
	GSX600F Katana SP600	'88-'97	-	-	YB10L-B2	-		B100P		-	-	-	6N4-2A
	RF600R, S	'85	-	-	YB5L-B*	12N5-3B		SP100	'83	-	-	-	6N4B-2A
550	GS550E, L, M, TX	'94-'96	-	YTX9-BS	-	-		Scrambler AC100	'69	-	-	-	6N4-2A
	GS550E, ES, L	'77-'82	-	-	YB10L-A2	-		Sport AS100	'69	-	-	-	6N4-2A
	GT550 Indy	'83-'86	-	-	YB10L-B	-		TC100 Blazer	'73-'77	-	-	-	6N4-2A
500	GS500, F	'72-'77	-	-	-	-		TS100 Honcho	'78-'81	-	-	-	6N4B-2A
	GS500E	'01-'11	-	-	YB10L-B2	-		TS100 Honcho	'73-'77	-	-	-	6N4-2A
	GT500 Titan	'89-'00	-	-	YB10L-B2	-	90	RV90 Rover	'73-'77	-	-	-	6N4B-2A
	SP500	'76-'77	-	-	YB7-A*	12N7-4A		RV90 Rover	'72	-	-	-	6N2-2A-4
	T500 Titan	'81-'83	-	-	-	6N4B-2A		TC90		-	-	-	6N4-2A
450	GS450	'68-'75	-	-	YB7-A*	12N7-4A		TC90J, TC90R		-	-	-	6N2-2A-4
	GS450	'83-'88	-	-	YB12B-B2	-		Model K10, Model K10P	'68	-	-	-	6N4-2A
	GS425, GS425E, L	'80-'82	-	-	YB10L-A2	-	80	Sport 80 (Models K11 & K11P)	'68	-	-	-	6N4-2A
425	DR-Z400, E, S, SM	'79	-	-	YB10L-A2	-		Trial 80 (Models K15 & K15P)	'68	-	-	-	6N4-2A
400	GN400T, X	'00-'14	-	Y7B-BS	-	-	75	TS75 Colt	'75-'77	-	-	-	6N4-2A
	GS400	'80-'82	-	-	YB10L-A2	6N4B-2A	70	DR-Z70	'08-'09	-	YT4B-BS	-	
	GS400X	'77-'78	-	-	YB7-A*	12N7-4A	55	Model 31	'68	-	-	-	6N2-2A-4
	GSF400 Bandit	'91-'93	-	YTX9-BS	-	-	50	AC50, AS50	'71	-	-	-	6N4-2A
	SP400	'80	-	-	-	6N4B-2A		OR50	'79-'80	-	-	-	6N4B-2A
	TS400 Apache	'76-'77	-	-	-	6N4B-2A		Sport 50 (Model M12)	'68	-	-	-	6N4-2A
	TS400 Apache	'72-'75	-	-	YB5L-B*	12N5-3B		TS50	'74	-	-	-	6N4-2A
380	GT380 Sebring	'72-'77	-	-	YB7-A*	12N7-4A	<b>TRIUMPH</b>						
370	SP370	'78-'79	-	-	-	6N4B-2A	2300	Rocket III	'03-'13	YTX20HL-BS*	YTX20L-BS	-	-
350	DR350S	'90-'96	-	YTX4L-BS	-	-	1600	Thunderbird	'10-'13	YTX20HL-BS*	YTX20L-BS	-	-
	DR350SE	'94-'99	-	YTX7L-BS	-	-	1200	Trophy	'00-'04	YTX14H-BS*	YTX14-BS	-	-
	T350 Series	'79	-	-	YB5L-B*	12N5-3B		All Other Models	'93-'99	YTX14AHL-BS	-	-	-
305	Scrambler TC305	'69	-	-	YB5L-B*	12N5-3B	1050	Speed Triple	'05-'13	-	YTX12 <sup>FA</sup>	-	-
	T305	'69	-	-	YB5L-B*	12N5-3B		Sprint ST	'05-'10	-	YTX12 <sup>FA</sup>	-	-
300	GS300L	'82-'85	-	-	YB12B-B2	-		Tiger	'07-'13	-	YTX12-BS	-	-
250	DR250S	'90-'92	-	YTX4L-BS	-	-	1000	Daytona	'92-'93	YTX14AHL-BS	-	-	-
	DR250S EP, ER, ES	'93-'95	-	YTX7L-BS	-	-	955	Daytona 955i, Speed Triple, Sprint ST	'99-'04	YTX14H-BS*	YTX14-BS	-	-
	DR-Z250	'01-'07	YZ7S	-	-	-		Sprint RS	'00-'04	YTX14H-BS*	YTX14-BS	-	-
	GN250	'82-'88	-	-	YB10L-A2	-		Tiger	'02-'06	YTX14H-BS*	YTX14-BS	-	-
	GS250T	'80-'81	-	-	YB10L-A2	-		All Other Models	'96-'97	YTX14AHL-BS	-	-	-
	GT250 Hustler	'73-'77	-	-	YB5L-B*	12N5-3B	900	Scrambler, Bonneville	'06-'07	-	YTX12-BS	-	-
	GW250	'13-'14	-	YTX9-BS	-	-		T90		-	-	-	6N11A-1B
	GZ250	'99-'12	-	YTX7L-BS	-	-		Tiger	'99-'01	YTX14H-BS*	YTX14-BS	-	-
	Model T20	'69	-	-	YB5L-B*	12N5-3B		Thrupton	'03-'08	-	YTX12-BS	-	-
	SP250	'82-'85	-	-	-	6N4B-2A		Thunderbird	'02-'03	-	-	-	-
	Scrambler TC250	'69	-	-	YB5L-B*	12N5-3B		All Other Models	'91-'01	YTX14AHL-BS	-	-	-
	T250, T250-II, T250J, T250R	'72	-	-	YB5L-B*	12N5-3B	865	America	'01-'13	-	YTX12-BS	-	-
	TS250 Savage	'73-'81	-	-	-	6N4B-2A		Bonneville T100, SE	'05-'07	-	YTX12-BS	-	-
	TS250 Savage	'69-'72	-	-	-	6N2-2A-4		Scrambler	'05-'07	-	YTX12-BS	-	-
	TU250X	'09-'15	-	YTX7L-BS	-	-		Bonneville T100, SE, FI	'08-'10	-	YT12B-BS	-	-
200	DR200SE	'96-'13	-	YTX7L-BS	-	-		Scrambler	'08-'10	-	YT12B-BS	-	-
	DR200S	'15	-	TBD	-	-		Bonneville T100, SE, FI	'11-'13	-	YTX12-BS	-	-
	SP200	'86-'88	-	-	YB4L-B	-		Scrambler	'11-'13	-	YTX12-BS	-	-
	T200, TC200		-	-	YB5L-B*	12N5-3B		Speedmaster	'03-'13	-	YTX12-BS	-	-
185	GT185 Adventurer	'73-'77	-	-	-	-	800	Thrupton	'09-'13	-	YT12B-BS	-	-
	TC185 Ranger	'74-'77	-	-	-	-		Bonneville	'01-'05	-	YTX12-BS	-	-
	TS185 Sierra	'77-'81	-	-	-	-		Speedmaster	'03-'05	-	YTX12-BS	-	-
	TS185 Sierra	'71-'76	-	-	-	6N4B-2A		Tiger 800	'11-'13	-	YTX16-BS	-	-
125	DR125, SE, SES	'94-'96	-	YTX7L-BS	-	-	750	Bonneville, Tiger		-	-	YB9-B	12N9-4B-1
								T150 Trident		-	YB7L-B	-	12N7-3B

FA Must use Factory Activated battery.  
 \* See Battery Cross Reference Chart on page 12.





# MOTORCYCLE APPLICATIONS

CC	Model	Year	High Performance AGM	AGM	YuMicron	Conventional	CC	Model	Year	High Performance AGM	AGM	YuMicron	Conventional
<b>TRIUMPH (continued)</b>							<b>YAMAHA (continued)</b>						
675	All Other Models	'93-'97	YTX14AHL-BS	-	-	-	920	XV920 Virago	'82	YTX24HL-BS*	-	SY50-N18L-AT	-
	Daytona 675, R	'06-'10	-	YT7B-BS	-	-		XV920M Midnight Virago	'83	YTX24HL-BS*	-	Y50-N18L-A-LM*	Y50-N18L-A
	Daytona 675, R	'11-'12	-	YTX9-BS	-	-		XV920R Virago	'81-'83	YTX24HL-BS*	-	Y50-N18L-A-LM*	Y50-N18L-A
	Daytona 675, R	'13-'14	-	YTX9 <sup>FA</sup>	-	-	900	XJ900R Seca	'83	YTX14AHL-BS*	-	YB14L-A2	-
	Street Triple, R	'09-'13	-	YTX9-BS	-	-	850	TDM850	'92-'93	-	YTX12-BS	-	-
650	T120 Bonneville	-	-	-	YB7L-B	12N7-3B		TRX850	'95-'99	-	YTX12-BS	-	-
600	600 (12V)	-	-	-	Not available	-		XS850 (All)	'80-'81	YTX14AHL-BS*	-	YB14L-A2	-
	6T, T20B	-	-	-	-	6N11A-1B		FZ-09	'14-'15	YTZ10S	-	-	-
	Daytona 600/650, Speed Four	'03-'05	-	YTX9-BS	-	-		FJ-09	'15	TBD	-	-	-
	TT600	'00-'03	-	YTX12-BS	-	-	800	FZ8	'11-'13	YTZ10S	-	-	-
500	500 (12V)	-	-	-	Not available	-	750	FZ750, FZR750	'85-'88	YTX14AHL-BS*	-	YB14L-A2	-
	5TA, TR5A/R	-	-	-	-	6N11A-1B		TX750	'73-'74	YTX20HL-BS*	YTX20L-BS*	YB16L-B	-
350	350 (6V)	-	-	-	-	6N11A-1B		XJ750 Maxim	'82-'83	-	-	SYB14L-A2	-
	350 (12V)	-	-	-	Not available	-		XJ750M Midnight Maxim	'83	YTX14AHL-BS*	-	YB14L-A2	-
	350 3TA, Twenty One	-	-	-	-	B38-6A		XJ750R Seca	'81-'83	-	-	SYB14L-A2	-
250	Tigress (6V)	-	-	-	-	6N11A-1B		XS750 (All)	'77-'79	YTX14AHL-BS*	-	YB14L-A2*	12N14-3A
	Tigress (12V)	-	-	-	-	6N11A-1B (x2pcs.)		XV750 Virago (All)	'81-'96	-	-	YB16AL-A2	-
200	Tiger	-	-	-	-	6N11A-1B		YZF750R	'94-'98	-	YTX12-BS	-	-
183	Tigress	-	-	-	-	6N11A-1B		YZF-R7	'99	-	YT9B-BS	-	-
<b>CC (CI) VICTORY</b>													
1731 (106)	All Models	'08-'14	YTX20HL-BS	-	-	-	700	FZ700, Fazer	'86-'87	YTX14AHL-BS*	-	YB14L-A2	-
1634 (100)	Vegas, Kingpin, Hammer (-08)	'06-'10	YTX20HL-BS	-	-	-		FZ-07	'15	YTZ10S	-	-	-
1507 (92)	Vegas, Kingpin, Hammer	'03-'05	YTX20HL-BS*	YTX20L-BS	-	-		XJ700 Maxim, XJ700X	'85-'86	YTX14AHL-BS*	-	YB14L-A2	-
1507 (92)	V92TC Touring Cruiser	'02-'06	YTX20HL-BS*	YTX20L-BS	-	-	650	XV700 Virago	'84-'87	-	-	YB16AL-A2	-
1507 (92)	V92SC Sport Cruiser	'00-'01	YTX20HL-BS*	YTX20L-BS	-	-		TX650	'74	YTX14AHL-BS*	-	YB14L-A2	12N14-3A
1507 (92)	V92C, DC Classic, Deluxe Cruiser	'98-'04	YTX20HL-BS*	YTX20L-BS	-	-		TX650	'73	-	-	YB12A-A*	12N12A-4A-1
								XJ650 (All)	'80-'83	-	-	YB12A-A*	12N12A-4A-1
								XS1	'70-'71	-	-	-	12N5.5-3B
								XS2	'72	-	-	YB12A-A*	12N12A-4A-1
								XS650	'75-'83	YTX14AHL-BS*	-	YB14L-A2*	12N14-3A
								XV650 V-Star (All)	'98-'15	-	YT12B-BS	-	-
								FJ600	'84-'85	-	-	YB12A-A*	12N12A-4A-1
								FZ6, R	'05-'15	-	YT12B-BS	-	-
								FZ600	'86-'88	-	-	YB12A-A*	12N12A-4A-1
								FZR600/R	'89-'99	-	-	YB12AL-A2	-
								SRX600	'86	-	-	YB5L-B*	12N5-3B
								XJ600S Seca II	'92-'98	-	YTX9-BS	-	-
								XT600	'84-'89	-	-	YB5L-B	-
								XT600E	'90-'95	-	YTX9-BS	-	-
								YX600 Radian	'86-'90	-	-	YB12A-A*	12N12A-4A-1
								YZF-R6 (Excl. R6S)	'06-'15	YTZ10S	-	-	-
								YZF-R6, R6S	'01-'09	-	YT9B-BS	-	-
								YZF-R6	'99-'00	-	YT12B-BS	-	-
								YZF600R	'95-'07	-	YTX12-BS	-	-
								XJ550 Maxim, R Seca	'81-'83	-	-	YB12A-A*	12N12A-4A-1
								XT550	'82-'83	-	-	YB5L-B*	12N5-3B
								XZ550R Vision	'82-'83	YTX14AHL-BS*	-	YB14L-A2	-
								XV535 Virago	'87-'99	-	-	YB12AL-A2	-
								SR500	'78-'99	-	-	YB7L-B	12N7-3B
								TX500	'73-'74	YTX14AHL-BS*	-	YB14L-A2*	12N14-3A
								XS500	'75-'78	YTX14AHL-BS*	-	YB14L-A2*	12N14-3A
								XT500	'76-'81	-	-	-	6N6-3B-1
								XV500 Virago	'83	-	-	YB12A-A*	12N12A-4A-1
								WR450F	'03-'15	YTZ7S	-	-	-
								DT400 Enduro	'77-'78	-	-	-	6N6-3B-1
								DT400 Enduro	'75-'76	-	-	-	6N4B-2A-3
								FZR400 (All)	'88-'90	-	-	YB12AL-A2	-
								RD400	'76-'79	-	-	-	12N5.5A-3B
								XS400 (All)	'80-'83	-	-	YB12A-A*	12N12A-4A-1
								SR400	'78-'00	-	-	YB7L-B*	12N7-3B-1
								SR400	'15	-	YT4B-BS	-	-
								DT360 Enduro	'74	-	-	-	6N4B-2A-3
								RT1, RT1B 360 Enduro	'70-'71	-	-	-	6N2-2A-3
								RT2, RT3 360 Enduro	'72-'73	-	-	-	6N4-2A-5
								XS360	'76-'78	-	-	YB12A-A*	12N12A-4A-1
								XS360-2	'77	-	-	YB7L-B*	12N7-3B
								BW350 Big Wheel	'87-'88	-	-	YB12B-B2	-
								R3	'69	-	-	YB5L-B*	12N5-3B
								R5, R5B, R5C	'70-'72	-	-	-	12N5.5A-3B

\* See Battery Cross Reference Chart on page 12.



# MOTORCYCLE APPLICATIONS

CC	Model	Year	High Performance AGM	AGM	YuMicron	Conventional	CC	Model	Year	High Performance AGM	AGM	YuMicron	Conventional
<b>YAMAHA (continued)</b>							<b>YAMAHA (continued)</b>						
	RD350	'73-'75	-	-	-	12N5.5A-3B		DT175 Enduro	'78-'81	-	-	-	6N6-3B-1
	RZ350	'84-'85	-	-	-	12N5.5-3B		DT175 Enduro	'74-'76	-	-	-	6N4B-2A-3
	XT350	'85-'00	-	-	YB3L-B	-	AS2C	'69	-	-	-	-	12N5.5-3B
	YR2/C	'68	-	-	-	12N5.5-3B		AT1E, AT1B, AT1C 125 Enduro	'69-'71	-	-	YB7L-B*	12N7-3B
321	YZF-R3	'15	TBD	-	-	-		AT2, AT3 125 Enduro	'72-'73	-	-	YB7L-B*	12N7-3B
250	DS6B, DS6C	'69-'70	-	-	YB5L-B*	12N5-3B		DT125 Enduro	'74-'81	-	-	YB7L-B*	12N7-3B
	DS7	'72	-	-	-	12N5.5A-3B		RD125	'75-'76	-	-	-	12N5.5A-3B
	DT1 250 Enduro	'68	-	-	-	6N2-2A-3		TTR125E/LE Electric Start	'03-'15	-	YTX4L-BS	-	-
	DT1B, DT1C, DT1E 250 Enduro	'69-'71	-	-	-	6N2-2A-3		XT125	'82-'83	-	-	-	6N4A-4D
	DT2 250 Enduro	'72	-	-	-	6N4-2A-5		YA6	'64-'66	-	-	YB10L-B	-
	DT250 Enduro	'77-'79	-	-	-	6N6-3B-1		YAS1/C	'68	-	-	-	12N5.5-3B
	DT250 Enduro	'74-'76	-	-	-	6N4B-2A-3	110	TTR110E Electric Start	'08-'15	-	YTX4B-BS	-	-
	DT3 250 Enduro	'73	-	-	-	6N4-2A-5	100	DT100 Enduro	'77-'83	-	-	-	6N4-2A-5
	RD250	'73-'75	-	-	-	12N5.5A-3B		DT100 Enduro	'74-'76	-	-	-	6N4B-2A-3
	SR250 Exciter	'80-'82	-	-	YB12A-A*	12N12A-4A-1		L5T, L5TA	'69-'70	-	-	YB7L-B*	12N7-3B
	SRX250	'87	-	-	YB12A-A*	12N12A-4A-1		LS2	'72	-	-	-	12N5.5A-3B
	TTR250	'99-'06	-	YTX7B-BS	-	-		LT2, LT3 100 Enduro	'72-'73	-	-	-	6N4A-4D
	WR250X, R	'08-'15	YTX7S	-	-	-		RS100	'75-'76	-	-	-	6N4A-4D
	WR250F	'08-'09	YTX7S	-	-	-		YL2C/CM	'68	-	-	YB7L-B*	12N7-3B
	WR250F	'03-'07	YTX7S*	YTX5L-BS	-	-	90	HS1, HS1B	'70-'71	-	-	-	12N5.5-3B
	XT250	'08-'15	YTX7S	-	-	-		HT1, HT1B 90 Enduro	'70-'71	-	-	-	6N2-2A-3
	XT250	'84	-	-	YB3L-B	-		TTR90E Electric Start	'03-'07	-	YTX4B-BS	-	-
	XT250	'80-'83	-	-	-	6N6-3B-1	80	DT80 Mini Enduro	'81-'83	-	-	-	6N4-2A-5
	XV250 Virago	'95-'03	-	-	YB10L-A2*	12N10-3A-2		G6S, G6SB	'70-'71	-	-	-	6N4A-4D
	XV250 Route 66	'88-'90	-	-	YB10L-A2*	12N10-3A-2		G7S	'72	-	-	-	6N4A-4D
	XV250YCR V Star 250	'09-'15	-	-	YB10L-A2*	12N10-3A-2		GT1 Mini Enduro	'73	-	-	-	6N4-2A-5
230	TTR230E	'06-'15	YTX7S*	YTX5L-BS	-	-		GT80 Mini Enduro	'74-'80	-	-	-	6N4-2A-5
225	TTR225	'99-'05	-	-	YB7B-B	-		LB80 Chappy	'76-'78	-	-	-	6N4-2A-5
	XT225	'01-'07	YTX7S	-	-	-		YG1	'62-'66	-	-	-	6N4A-4D
	XT225 Serow	'92-'00	-	YTX7L-BS	-	-		YG5T, YG5S	'68-'69	-	-	YB7L-B*	12N7-3B
200	BW200E Big Wheel (Electric Start)	'86-'88	-	-	YB7C-A	-	60	JT2 Mini Enduro	'72	-	-	-	6N2-2A-3
	CS3B, CS3C	'70-'71	-	-	YB9L-A2	-		RD60	'73-'75	-	-	-	6N4A-4D
	CS5	'72	-	-	YB9L-A2	-	50	DT50 Enduro	'88-'90	-	-	-	6N4B-2A-3
	RD200	'74-'76	-	-	YB9L-A2	-		LB50P Chappy	'78-'82	-	-	-	6N4-2A-5
	TW200	'87-'15	-	-	YB7C-A	-		LC50 Champ	'80-'81	-	-	-	6N4-2A-5
	XT200	'82-'83	-	-	-	6N4A-4D		MJ50 Towny	'82	-	-	-	6N4-2A-5
	YCS1	'68	-	-	YB9L-A2	-		QT50 Yamahopper	'79-'87	-	-	-	6N4-2A-5
185	SR185 Exciter	'81-'82	-	-	YB7L-B	-		RX50 Special	'83-'84	-	-	-	6N4-2A-5
175	CT1, CT1B, CT1C 175 Enduro	'69-'71	-	-	-	6N2-2A-3		TTR50E	'06-'15	-	YTX4B-BS	-	-
	CT2, CT3 175 Enduro	'72-'73	-	-	-	6N4A-4D		YSR50	'87-'92	-	-	-	6N4-2A-5

\* See Battery Cross Reference Chart on page 12.  
 K Available at Kawasaki dealers only.  
 FA Must use Factory Activated battery.



# UTILITY VEHICLE (UTV) APPLICATIONS

CC	Model	Year	High Performance AGM	AGM	YuMicron	Conventional	CC	Model	Year	High Performance AGM	AGM	YuMicron	Conventional	
<b>ARCTIC CAT</b>							<b>KYMCO</b>							
550	Prowler 550	'09	YTX24HL-BS	-	-	-	500	UXV500	'13	YTX20HL-BS*	YTX20L-BS	-	-	
	Prowler 550	'10-'13	-	YIX30L-BS*	YB30L-B	-	<b>POLARIS</b>							
650	Prowler 650	'06-'09	YTX24HL-BS*	-	Y50-N18L-A-LM	-	170	Ranger RZR	'14	-	YTX12-BS	-	-	
700	Prowler 700	'09	YTX24HL-BS	-	-	-	425	Ranger 2x4	'02-'03	-	YIX30L-BS*	YB30L-B	-	
	Prowler 700	'10-'13	-	YIX30L-BS*	YB30L-B	-	400	Ranger 400	'11-'14	YTX14AH-BS*	-	YB14-B2	-	
1000	Prowler 1000	'13	-	YIX30L-BS*	YB30L-B	-	500	Ranger 6x6, 4x4,	'98-'04	-	YIX30L-BS*	YB30L-B	-	
	Wildcat 1000, Wildcat 1000 LTD	'13	-	YIX30L-BS	-	-		Ranger 4x4,	'04-'10	-	YIX30L-BS*	YB30L-B	-	
<b>BRP (CAN-AM)</b>								Ranger 4x4,	'11-'13	YTX14AH-BS*	-	YB14-B2	-	
800	Commander 800	'11-'13	YTX20HL*FA	YTX20L*FA	-	-	570	RZR 570, EPS	'12-'13	YTX14AH-BS*	-	YB14-B2	-	
1000	Commander 1000	'11-'13	YTX20HL*FA	YTX20L*FA	-	-		Ranger 4x4	'14	YTX14AH-BS*	-	YB14-B2	-	
<b>HONDA</b>							700	Ranger 6x6, 4x4	'06-'10	-	YIX30L-BS	-	-	
500	SXS 500 Pioneer	'15	TBD	-	-	-	800	Ranger RZR	'08-'13	YTX20HL-BS	-	-	-	
700	MUV700 Big Red	'08-'13	YTX14H-BS*	YTX14-BS	-	-		Ranger RZR 4, RZR S 800	'10-'14	-	YIX30L-BS	-	-	
	SXS 700 Pioneer	'14	YTX14H-BS*	YTX14-BS	-	-		Ranger	'10-'13	-	YIX30L-BS*	YB30L-B	-	
<b>KAWASAKI</b>							900	Ranger, 6x6	'14	Not available	-	-	-	-
300	KAF300, Mule 500, 520, 550		YTX14AH-BS*	-	YB14A-A2	-		Ranger RZR	'11-'14	-	YIX30L-BS	-	-	
400	KAF400, Mule 600, 610	'05-'13	YTX14AH-BS*	-	YB14A-A2	-		Ranger Diesel	'11-'14	Not available	-	-	-	
450	KAF450, Mule 1000		YTX20HL-BS-PW*	-	YB16CL-B	-		Ranger XP	'13-'14	Not available	-	-	-	
540	KAF540, Mule 2010, 2020, 2030		YTX20HL-BS-PW*	-	YB16CL-B	-	1000	Ranger Crew	'14	Not available	-	-	-	
620	KAF620, Mule 3010 4x4 Advantage Classic	'03-'07	YTX20HL-BS*	YTX20L-BS	-	-		Ranger XP, Ranger XP 4	'14	Not available	-	-	-	
	KAF620, Mule 2500, 2510, 2520		YTX20HL-BS-PW*	-	YB16CL-B	-	<b>SUZUKI</b>							
	KAF620, Mule 3000, 3010, 3020		YTX20HL-BS*	YTX20L-BS	-	-	620	QUV620F	'05	YTX20HL-BS*	YTX20L-BS	-	-	
	Mule 4000	'13	Not available	-	-	-	<b>YAMAHA</b>							
	KAF620F, Mule 4010 4x4 (US)	'13	Not available	-	-	-		Rhino	All	Not available	-	-	-	
	KAF620F, Mule 4010 4x4 (CN)	'13	Not available	-	-	-	700	Viking	'14	Not available	-	-	-	
	Mule 4010 Trans4x4, Diesel, Mule4000	'13	Not available	-	-	-								
750	Teryx All Models (US)	'08-'13	Not available	-	-	-								
	Teryx All Models (CN)	'08-'13	-	KMX14-BS <sup>K</sup>	-	-								
950	KAF950, Mule 2510, 3010 Diesel	'10	Not available	-	-	-								
	Mule 40100 Diesel	'13	-	-	-	-								



# SCOOTER APPLICATIONS

CC	Model	Year	High Performance AGM	AGM	YuMicron	Conventional	CC	Model	Year	High Performance AGM	AGM	YuMicron	Conventional
<b>APRILIA</b>							<b>KYMCO (continued)</b>						
850	SRV850	'12-'13	YTX14H-BS*	YTX14-BS	-	-	150	People GT	'13	-	YT12A-BS	-	-
500	Scarabeo	'09-'13	-	YTX12-BS	-	-	150	People S 150	'09-'13	-	YTX7A-BS	-	-
300	Atlantic	'12	-	-	YB12AL-A	-	125	Super 8 150	'09-'14	-	YTX7A-BS	-	-
250	Sport City	'09-'13	-	YTX12-BS	-	-	125	People S 125	'09-'10	-	YTX7A-BS	-	-
200	Scarabeo	'09-'13	-	-	YB12AL-A	-	50	Agility 125	'14	YTZ7S*	YTX5L-BS	-	-
150	Mojito	'09-'10	-	YTX7L-BS	-	-	50	Super 8	'09-'14	-	YTX7A-BS	-	-
125	Sport City	'08-'13	-	-	YB9-B	-	50	Super 9	'09-'10	YTZ7S*	YTX5L-BS	-	-
100	Scarabeo ST	'09-'13	-	-	YB9-B	-	50	People	'09-'13	YTZ7S*	YTX5L-BS	-	-
50	SR50	'09-'13	-	-	YB9-B	-	50	People S 50	'09-'10	-	YTX7A-BS	-	-
50	Sport City	'08-'13	-	-	YB9-B	-	50	Agility 50	'09-'14	-	YTX7A-BS	-	-
<b>BMW</b>							<b>PIAGGIO</b>						
650	C650 GT	'11-'14	YTX14H-BS	YTX14-BS	-	-	500	MP3 500	'08-'13	YTX14H-BS*	YTX14-BS	-	-
600	C600	'13-'14	YTX14H-BS	YTX14-BS	-	-	400	MP3 400	'08-'13	YTX14H-BS*	YTX14-BS	-	-
600	C600	'11-'12	YTZ14S	-	-	-	250	MP3 250	'08-'13	YTX14H-BS*	YTX14-BS	-	-
<b>E-TON</b>							<b>PIAGGIO - GILERA</b>						
50	Beamer 50, Beamer III	'00-'12	YTZ7S*	YTX5L-BS	-	-	500	Fuoco 500ie	'10-'13	YTX20CH-BS*	YTX16-BS	-	-
	Matrix 50	'12	YTZ7S*	YTX5L-BS	-	-		Nexus 500ie	'10	YTX14AHL-BS*	-	YB14L-A2	-
	Sport 50	'12	-	YTX7A-BS	-	-	300	Nexus 300ie	'10-'11	-	YTX14-BS	-	-
150	Sport 150	'12	-	YTX7A-BS	-	-	200	Runner 200	'10-'12	-	YTX12-BS	-	-
	Matrix R4-150	'12	-	YTX9-BS	-	-	125	Runner 125	'10-'12	-	YTX14-BS	-	-
	Beamer R4-150	'12	-	YTX9-BS	-	-	50	SP50	'10-'13	-	-	YB4L-B	-
<b>HONDA</b>							<b>PIAGGIO - VESPA</b>						
600	FSC600 Silver Wing	'02-'15	YTZ12S	-	-	-	300	GTS300, GTV300	'10-'13	YTX14H-BS*	YTX14-BS	-	-
300	NSS300 Forza	'14-'15	YTZ12S	-	-	-	250	GTS250	'10	YTX14H-BS*	YTX14-BS	-	-
250	CH250 Elite	'85-'90	-	YTX12-BS	-	-	150	GTV250	'10	YTX14H-BS*	YTX14-BS	-	-
	CN250 Helix	'93-'09	-	YTX12-BS	-	-	50	LX150	'07	-	YTX12-BS	-	YB9-B
	CN250 Helix	'86-'87	-	YTX12-BS	-	-	50	LX150 4T	'13	-	YTX12-BS	-	-
	NSS250 Reflex	'01-'09	YTZ12S	-	-	-	50	LX50	'10-'13	-	-	YB9-B	-
	PS250 Big Ruckus	'05-'08	YTZ12S	-	-	-	<b>SYM</b>						
150	CH150 Elite	'87	-	YTX9-BS	-	-	250	RV250	'10-'12	-	YTX12-BS	-	-
	CH150 Elite Deluxe	'85-'86	-	-	YB9-B	-	200	HD200	'10-'13	-	YTX9-BS	-	-
	SH150	'10-'12	-	YTX7L-BS	-	-	125	HD125	'10-'11	-	YTX9-BS	-	-
	SH150	'13	YTZ7S	-	-	-	50	Fiddlel125	'10-'11	-	YTX7A-BS	-	-
	FES150	-	-	YTR9-BS	-	-	50	Fiddlel150	'10-'12	-	YTX7A-BS	-	-
	PCX150	'13	YTZ7S	-	-	-		SYMpoly50	'10-'11	-	YTX7A-BS	-	-
	PCX150	'15	YTZ8V	-	-	-		MIO 50	'10-'13	-	YTX7A-BS	-	-
125	CH125 Elite	'84	-	-	YB9-B	-		JetEuro 50	'10-'12	YTZ7S	-	-	-
	FES125	-	-	YTR9-BS	-	-		RS50	'10	-	YTX4L-BS	-	-
	NH125 Aero	'84	-	-	YB5L-B	-	<b>SUZUKI</b>						
	Pantheon 125	-	-	YTR9-BS	-	-	650	AN650 Burgman	'03-'14	YTX14H-BS	YTX14-BS	-	-
	PCX125	'11	YTZ7S	-	-	-	400	AN400 Burgman	'03-'14	-	YTX9 <sup>FA</sup>	-	-
	SH125	'10-'12	-	YTX7L-BS	-	-	50	F50, F50R	'71	-	-	-	6N4-2A
	SH125	'13	YTZ7S	-	-	-		FA50 Shuttle	'80-'91	-	-	-	6N2-2A-4
110	NHX110 Elite	'10-'13	-	YTX7L-BS	-	-		FS50, FZ50	'79-'83	-	-	-	6N4-2A
80	CH80 Elite	'93-'09	YTZ7S*	YTX5L-BS	-	-	<b>YAMAHA</b>						
	NH80 Aero	'85	YTZ7S*	YTX5L-BS	-	-	530	T-Max	'12-'13	YTZ12S	-	-	-
	NH80MD Aero	'83-'84	-	-	YB5L-B	-	500	XP500 T-Max	'09-'13	YTZ10S	-	-	-
50	CHF50 Metropolitan, II, SP	'02-'13	YTZ7S	-	-	-	400	YP400 Majesty	'04-'14	-	Y79B-BS	-	-
	NB50 Aero	'85-'87	-	YTX4L-BS	-	-	250	Morphous	'06-'07	YTZ10S	-	-	-
	NB50M Aero	'83-'84	-	-	YB4L-B	-		Maxam	'13	YTZ10S	-	-	-
	NCH50 Metropolitan	'13-'15	YTZ5S*	YTX4L-BS	-	-	200	XC200 Riva	'87-'91	-	-	YB10L-B2	-
	NNS50MD Gyro	'84	-	-	YB4L-B	-	180	XC180 Riva	'83-'85	-	-	YB10L-B	-
	NPS50, S Ruckus	'03-'15	YTZ7S	-	-	-	155	Smax	'15	TBD	-	-	-
	NQ50 Spree, 50D SS	'86-'87	-	YTX4L-BS	-	-	125	XC125 Riva	'85-'01	-	-	YB7C-A	-
	NQ50 Spree	'84-'85	-	-	YB4L-B	-		YJ125T Vino 125	'04-'09	-	YTX7A-BS	-	-
	P50 Little Honda	'67-'68	-	-	-	-		Zuma 125	'09-'15	-	Y77B-BS	-	-
	PA50I Moped, PA50II	'78-'83	-	-	-	-	80	CV80 Riva	'83-'87	-	-	6YB11-2D	6N11-2D
	SA50 Elite LX, S, SR	'88-'01	-	YTX4L-BS	-	-	50	CA50 Riva	'83-'86	-	-	6YB8L-B	-
	SB50 (All)	'88-'90	-	YTX4L-BS	-	-		CE50 Riva Jog	'86-'87	-	-	YB4L-B	-
	SE50 Elite (All)	'87	-	YTX4L-BS	-	-		CG50 Riva	'88-'91	-	-	YB4L-B	-
	TG50 Gyro S (All)	'85-'86	-	YTX4L-BS	-	-		CV50 Riva	'84	-	-	6YB8L-B	-
<b>HYOSUNG</b>							<b>YAMAHA (continued)</b>						
250	NS3-250	'09-'13	-	YTX9-BS	-	-	500	CW50 Zuma	'89-'90	-	-	YB4L-B	-
100	EZ100	All Years	YTZ7S*	YTX5L-BS	-	-		CW50 Zuma II	'97-'01	-	-	YB4L-B	-
50	SB50 Super Cab, SD50 Sense, SF50 Prima, Rally, Sense	All Years	-	YTX4L-BS	-	-		CY50 Riva Jog	'92-'01	-	YTX4L-BS	-	-
<b>KYMCO</b>							<b>YAMAHA (continued)</b>						
500	Xciting 500i	'09-'14	YTX14H-BS*	YTX14-BS	-	-		SH50 Riva Razz	'87-'01	-	-	YB4L-B	-
400	Xciting 400i	'09	-	YTX12-BS	-	-		XC50 Vino Classic	'06-'15	YTZ7S*	YTX5L-BS	-	-
300	Downtown 300	'13	-	YT12A-BS	-	-		XF50W (C3)	'07-'13	YTZ7S*	YTX5L-BS	-	-
	People GT	'14	-	YT12A-BS	-	-		YW50A, F, FX Zuma	'02-'14	YTZ7S*	YTX5L-BS	-	-
250	People 250	'09-'11	-	YTX12-BS	-	-		VOX	'13	YTZ7S*	YTX5L-BS	-	-
	Xciting 250i	'10-'11	-	YTX12-BS	-	-		JOG, ZR	'13	YTZ7S*	YTX5L-BS	-	-
200	People S 200	'11	-	YTX7A-BS	-	-							

\* See Battery Cross Reference Chart on page 12.  
FA Must use Factory Activated battery.



# ALL TERRAIN VEHICLE (ATV) APPLICATIONS

CC	Model	Year	High Performance AGM	AGM	YuMicron	Conventional	CC	Model	Year	High Performance AGM	AGM	YuMicron	Conventional
<b>AEON (BENZA)</b>							<b>HONDA (continued)</b>						
50	Cobra/CX-Sport 50	All	-	YTX4L-BS	-	-	200	TRX125 Fourtrax	'85-'86	-	-	YB9A-A	-
90	Cobra/CX-Sport 90	All	-	YTX4L-BS	-	-		ATC200 Big Red	'82-'84	YTX14AH-BS*	-	YB14A-A2	-
100	Cobra/CX-Sport 100	All	-	YTX4L-BS	-	-		ATC200M	'84-'85	YTX14AH-BS*	-	YB14A-A2	-
<b>ARCTIC CAT</b>													
50	DVX50	'06-'10	YTZ7S*	YTX5L-BS	-	-		TRX200 Fourtrax	'90-'96	-	YTX12-BS	-	-
90	All Models	'06	-	YTX4L-BS	-	-		TRX200 Fourtrax	'84	YTX14AH-BS*	-	YB14A-A2	-
	90, 90 Utility	'14	YTZ7S*	YTX5L-BS	-	-	250	TRX200SX Fourtrax	'86-'88	-	YTX12-BS	-	-
	DVX90	'06-'14	YTZ7S*	YTX5L-BS	-	-		ATC250ES Big Red	'85-'87	-	YTX12-BS	-	-
150	150	'13	-	YTX9-BS	-	-		ATC250SX	'85-'87	-	YTX9-BS	-	-
250	All Models	'05	YTX14AHL-BS*	-	YB14L-A2	-		TRX250X, EX,	'01-'13	-	YTX9-BS	-	-
	DVX250, 2x4	'06	-	YTX12-BS	-	-		TRX250 Fourtrax	'85-'87	-	YTX12-BS	-	-
	250	'10	-	YTX12-BS	-	-	300	TRX250 TE, TM, FourTrax Recon	'97-'13	-	YTX12-BS	-	-
300	DVX300, Utility	'09-'14	-	YTX12-BS	-	-		TRX250 Recon, ES	'97-'03	-	YTX12-BS	-	-
300	All Models	All	YTX14AHL-BS*	-	YB14L-A2	-		TRX300 Fourtrax	'88-'00	YTX14H-BS*	-	YTX14-BS	-
366	366	'08-'12	YTX14AH-BS*	-	YB14-A2	-		TRX300X, EX	'93-'12	-	YTX9-BS	-	-
400	All Models	All	YTX14AH-BS*	-	YB14-A2	-	350	TRX300FW Fourtrax 4x4	'88-'00	YTX14H-BS*	-	YTX14-BS	-
	DVX 400	All	-	YTX9-BS	-	-		FL350R Odyssey	'85	-	YTX12-BS	-	-
	TRV 400	'10	YTX14AH-BS*	-	YB14-A2	-		TRX350 Rancher	'00-'06	YTX14H-BS*	-	YTX14-BS	-
450	450,TRV	'11-'12	YTX20H-BS	-	-	-	400	TRX350, D Fourtrax 4x4	'86-'89	YTX14H-BS*	-	YTX14-BS	-
500	All Models	All	YTX14AH-BS*	-	YB14-A2	-		FL400R Pilot	'89-'90	YTX14H-BS*	-	YTX14-BS	-
550	550,TRV, LTD, S	'10-'14	YTX20H-BS	-	-	-		TRX400 Rancher AT	'04-'06	YTX14H-BS*	-	YTX14-BS	-
650	4x4 Automatic	'04-'06	YTX14AH-BS*	-	YB14-A2	-	420	TRX400X, EX, Fourtrax, Sportrax	'99-'13	-	YTX9-BS	-	-
	650H1, TBX650, Mudpro	'05-'12	YTX14AH-BS*	-	YB14-A2	-		TRX400FW Foreman	'95-'03	YTX14H-BS*	-	YTX14-BS	-
700	700	'06-'08	YTX14AH-BS*	-	YB14-A2	-		TRX420 Fourtrax Rancher 4x4	'13	GYZ16H*	-	YTX14-BS	-
	TRV, Mudpro, LTD, TBX, Diesel	'09-'14	YTX20H-BS	-	-	-	450	TRX420 Fourtrax Rancher 4x4	'14-'15	GYZ16H*	-	-	-
	CORE, XT	'14	YTX20H-BS	-	-	-		TRX420 Fourtrax Rancher 2x4	'14	GYZ16H*	-	YTX14-BS	-
1000	Thundercat	'10	YTX20H-BS	-	-	-		TRX450 Fourtrax Foreman S, ES	'98-'04	YTX14H-BS*	-	YTX14-BS	-
	Mudpro 1000H2, TRV, 1000i GT	'10-'14	YTX20H-BS	-	-	-	500	TRX450ER, TRX450R	'06-'13	YTZ7S	-	-	-
<b>BRP (CAN-AM)</b>							<b>HYOSUNG</b>						
50	DS50, Quest	'02-'06	-	YTX4L-BS	-	-	450	TE450S	'13	-	YTX9-BS	-	-
70	DS70	'13	-	YTX4L-BS	-	-	<b>JOHN DEERE</b>						
90	DS90, DS90F, Quest	'02-'13	-	YTX4L-BS	-	-	All Models All YTX20HL-BS-PW* - YB16CL-B -						
200	Rally	'02-'06	YTX14AH-BS*	-	YB14A-A2	-	<b>KASEA</b>						
250	DS250	'06-'13	-	YTX12-BS	-	-	50	Mini Skyhawk	All	-	YTX4L-BS	-	-
330	Outlander 330	'04-'05	-	YTX15L-BS	-	-		Skyhawk 50	All	YTZ7S*	YTX5L-BS	-	-
400	Outlander 400	'03-'04	-	YTX15L-BS	-	-	65	KS, KU Models	All	-	YTX7A-BS	-	-
	Outlander 400, XT, MAX	'04-'13	YTX20HL-BS*	YTX20L-BS	-	-	90	KS, KU Models	All	-	YTX7A-BS	-	-
450	DS450	'13	-	YTX15L-BS	-	-		Skyhawk 90	All	YTZ7S*	YTX5L-BS	-	-
500	Traxter (All Models), Quest	'99-'05	YTX20HL-BS-PW*	-	YB16CL-B	-	125	KS, KU Models, Adventure Buggy	All	-	YTX7A-BS	-	-
	Traxter (All Models), Quest (Opt)	'02-'05	YTX24HL-BS*	-	Y50-N18L-A-LM*	Y50-N18L-A	150	Skyhawk 150, Adventure Buggy	All	-	YTX7A-BS	-	-
	Outlander, MAX, Renegade	'13	YTX20HL-BS*	YTX20L-BS	-	-	170	Skyhawk 170	All	-	YTX7A-BS	-	-
650	DS650	'00-'06	-	YTX15L-BS	-	-	250	Skyhawk 250	All	-	YTX7A-BS	-	-
	Quest	'02-'05	YTX20HL-BS-PW*	-	YB16CL-B	-	<b>KAWASAKI</b>						
	Quest (Opt)	'02-'05	YTX24HL-BS*	-	Y50-N18L-A-LM*	Y50-N18L-A	50	KFX50	'07-'14	YTZ7S*	YTX5L-BS	-	-
	Outlander, MAX	'13	YTX20HL-BS*	YTX20L-BS	-	-	80	KSF80-A (KFX80)	'03-'05	YTZ7S*	YTX5L-BS	-	-
660	Outlander 660 EFI	'06	YTX20HL-BS*	YTX20L-BS	-	-	90	KFX90	'07-'14	YTZ7S*	YTX5L-BS	-	-
800	Outlander 800 EFI, MAX, Renegade	'06-'13	YTX20HL-BS*	YTX20L-BS	-	-	110	KLF110-B Mojave	'87-'88	-	-	YB9L-A2	-
1000	Outlander 1000, Renegade	'12-'13	YTX20HL* <sup>FA</sup>	YTX20L* <sup>FA</sup>	-	-	185	KLF185-A Bayou	'85-'88	-	-	YB10L-B	-
<b>E-TON</b>													
50	All models	'04-'05	YTZ7S*	YTX5L-BS	-	-	200	KLT200-A, C	'81-'84	-	-	YB10L-B	-
	AXL, TXL, NXL, RXL	'99-'03	-	YTX4L-BS	-	-		KLT200-B, C	'83	-	-	YB12A-A	-
70	Viper 70	'13	YTZ7S*	YTX5L-BS	-	-	220	KLF220-A Bayou	'88-'02	-	-	YB10A-A2	-
90	All models	'04-'13	YTZ7S*	YTX5L-BS	-	-		KLF220-A Bayou (CN)	'92-'02	YTX14AH-BS*	-	YB14A-A2	-
	AXL, TXL, NXL, RXL	'99-'03	-	YTX4L-BS	-	-	250	KLF250-A Bayou	'03-'12	-	-	YB10A-A2	-
	DXL90 Sierra	'99-'03	-	YTX4L-BS	-	-	<b>HONDA</b>						
150	CXL150 Yukon II	'00-'13	-	YTX9-BS	-	-	90	TRX90X, EX	'06-'15	YTZ7S*	-	-	-
	YXL150 Yukon	'00-'03	-	YTX9-BS	-	-	125	ATC125M	'86-'87	-	-	-	-
	Viper150R	'13	-	YTX9-BS	-	-		ATC125M	'84-'85	-	-	YB9A-A	-
250	Vector250	'13	-	YTX12-BS	-	-		TRX125 Fourtrax	'87-'88	-	-	-	-

\* See Battery Cross Reference Chart on page 12.  
<sup>FA</sup> Must use Factory Activated battery.





# ALL TERRAIN VEHICLE (ATV) APPLICATIONS

CC	Model	Year	High Performance AGM	AGM	YuMicron	Conventional	CC	Model	Year	High Performance AGM	AGM	YuMicron	Conventional
<b>KAWASAKI (continued)</b>							<b>POLARIS (continued)</b>						
300	KLF250-A Bayou (CN)	'03-'05	YTX14AH-BS*	-	YB14A-A2	-	400	All Models	'94-'14	YTX14AH-BS*	-	YB14A-A2	-
	KLT250-A	'82-'83	-	-	YB12A-A	-	425	All Models	'95-'02	YTX14AH-BS*	-	YB14A-A2	-
	KLT250-C Prairie	'83	-	-	YB12A-A	-	450	Diesel .445 Litre (primary)	'99-'03	-	YIX30L-BS*	YB30L-B	-
	KLT250-C Prairie	'84-'85	-	-	YB10L-B	-		Diesel .445 Litre (secondary)	'99-'03	YTX14AH-BS*	-	YB14A-A2	-
	KEF300-A Lakota	'95-'00	YTX14AH-BS*	-	YB14A-A2	-		Outlaw 450	'07-'10	-	YTX9-BS	-	-
	KEF300-A Lakota Sport	'01-'03	YTX14AH-BS*	-	YB14A-A2	-	500	All Models (Excl. Predator, Sportsman)	'99-'12	YTX14AH-BS*	-	YB14A-A2	-
	KEF300-B Lakota Sport	'01-'03	YTX14AH-BS*	-	YB14A-A2	-		Sportsman HO	'96-'13	YTX14AH-BS*	-	YB14A-A2	-
	KLF300-A Bayou	'86-'87	YTX20HL-BS-PW*	-	YB16CL-B	-		Sportsman EFI	'06-'10	-	YIX30L-BS	-	-
	KLF300-B Bayou	'88-'04	YTX14AH-BS*	-	YB14A-A2	-		Predator, Outlaw	'03-'06	-	YTX9-BS	-	-
	KLF300-B Bayou (CN)	'92-'99	YTX20HL-BS-PW*	-	YB16CL-B	-	525	Outlaw 525	'08-'12	-	YTX9-BS	-	-
	KLF300-C Bayou 300 4x4	'89-'04	YTX14AH-BS*	-	YB14A-A2	-	550	Sportsman Touring, XP, X2	'09	YTX20HL-BS	-	-	-
	KLF300-C Bayou 300 4x4 (CN)	'92-'05	YTX20HL-BS-PW*	-	YB16CL-B	-		Sportsman Touring, X2	'10	YTX20HL-BS	-	-	-
	KVF300-A Prairie 300, 4x4	'99-'02	YTX14AH-BS*	-	YB14A-A2	-		Sportsman XP	'10	YTX14AH <sup>FA</sup>	-	-	-
	KVF300-A Prairie 300, 4x4 (CN)	'99-'01	YTX20HL-BS-PW*	-	YB16CL-B	-		Sportsman EPS, X2, Touring	'10-'14	YTX14AH <sup>FA</sup>	-	-	-
	KVF300-B Prairie 300, 4x4	'99-'02	YTX14AH-BS*	-	YB14A-A2	-	570	Sportsman	'14	YTX14AH-BS*	-	YB14A-A2	-
	KVF300-B Prairie 300, 4x4 (CN)	'99-'02	YTX20HL-BS-PW*	-	YB16CL-B	-		ACE	'15	-	-	TBD	-
	KVF300 Brute Force	'13-'14	-	YTX12-BS	-	-	600	Sportsman	'04-'05	-	YIX30L-BS*	YB30L-B	-
360	KVF360 Prairie	'13	YTX14AH-BS*	-	YB14A-A2	-	700	Sportsman, Military	'02-'08	-	YIX30L-BS*	YB30L-B	-
400	KLF400-B Bayou 400 4x4	'93-'00	YTX20HL-BS-PW*	-	YB16CL-B	-		Sportsman	'10	-	YIX30L-BS	-	-
	KSF400-A (KFX400)	'03-'06	-	YTX9-BS	-	-	800	Sportsman	'05-'14	-	YIX30L-BS	-	-
	KVF400-A Prairie 400 4x4	'97-'00	YTX14AH-BS*	-	YB14A-A2	-		Sportsman	'14	YTX20HL <sup>FA</sup>	-	-	-
	KVF400-A Prairie 400 4x4 (CN)	'97-'00	YTX20HL-BS-PW*	-	YB16CL-B	-		Sportsman 6x6	'14	-	YIX30L <sup>FA</sup>	-	-
	KVF400-B Prairie 400 4x4	'98-'00	YTX14AH-BS*	-	YB14A-A2	-	850	Sportsman (opt.) WV (std.)	'09-'14	-	YIX30L <sup>FA</sup>	-	-
	KVF400-B Prairie 400 4x4 (CN)	'98-'00	YTX20HL-BS-PW*	-	YB16CL-B	-		Sportsman	'10-'14	YTX20HL <sup>FA</sup>	-	-	-
	KVF400-C Prairie 400, 4x4	'99-'02	YTX14AH-BS*	-	YB14A-A2	-		Scrambler	'14	YTX20HL <sup>FA</sup>	-	-	-
	KVF400-C Prairie 400, 4x4 (CN)	'99-'02	-	KMX14-BS <sup>K</sup>	-	-	1000	Scrambler	'14	YTX20HL <sup>FA</sup>	-	-	-
	KVF400-D Prairie 400, 4x4	'99-'02	YTX14AH-BS*	-	YB14A-A2	-	<b>QIANJIANG</b>						
	KVF400-D Prairie 400, 4x4 (CN)	'99-'01	-	KMX14-BS <sup>K</sup>	-	-	100	ATV100	All	-	YTX4L-BS	-	-
450	KFX450R	'08-'14	-	YTX7L-BS	-	-	50	ATV50	All	-	YTX4L-BS	-	-
	4x4 Advantage Classic	'02-'03	GYZ16H	KMX14-BS <sup>K</sup>	-	-	<b>SUZUKI</b>						
650	KVF650 Brute Force	'02-'13	GYZ16H	KMX14-BS <sup>K</sup>	-	-	50	LT-Z50 QuadSport	'06-'11	YTX7S*	YTX5L-BS	-	-
700	KVF650-A, B, D Prairie 700, 4x4	'04-'06	GYZ16H	KMX14-BS <sup>K</sup>	-	-	80	LT80 QuadSport 80	'87-'06	YTX7S*	YTX5L-BS	-	-
	KFX700	'03-'10	GYZ16H	KMX14-BS <sup>K</sup>	-	-	90	LT-Z90 QuadSport	'07-'11	-	YTX7A-BS	-	-
	KVF700-A, B, D Prairie 700, 4x4	'04-'06	GYZ16H	KMX14-BS <sup>K</sup>	-	-	160	LT160 E QuadRunner	'89-'94	-	-	YB9A-A	-
750	KVF750 Brute Force	'05-'14	GYZ16H	KMX14-BS <sup>K</sup>	-	-		LT160 E QuadRunner	'03-'04	-	-	YB9A-A	-
								LT-F160 QuadRunner	'91-'01	-	-	YB9A-A	-
<b>KTM</b>							230	LT230E QuadRunner	'87	Not available	-	-	-
450	SX ATV	'08-'12	YTX7S*	YTX5L-BS	-	-		LT230E QuadRunner	'88-'93	-	YTX12-BS	-	-
	XC ATV	'08-'12	YTX7S*	YTX5L-BS	-	-		LT230GE QuadRunner	'85-'86	-	-	YB10A-A2	-
505	SX ATV	'08-'13	YTX7S*	YTX5L-BS	-	-		LT-F230 QuadRunner	'86-'87	-	-	YB10A-A2	-
	XC ATV	'08-'09	YTX7S*	YTX5L-BS	-	-	250	LT250EF QuadRunner	'85-'86	-	-	Y50-N18A-A	-
	XC ATV	'10-'13	YTX7S*	YTX5L-BS	-	-		LT-4WD QuadRunner	'87-'99	YTX14AH-BS*	-	YB14A-A2	-
<b>KYMCO</b>								LT-4WD QuadRunner (Opt)	'87-'99	-	-	Y50-N18A-A	-
50	Mongoose 50	All	YTX7S*	YTX5L-BS	-	-		LT-F250 QuadRunner	'88-'01	YTX14AH-BS*	-	YB14A-A2	-
90	Mongoose 90	All	YTX7S*	YTX5L-BS	-	-		LT-F250 QuadRunner (Opt)	'88-'01	-	-	Y50-N18A-A	-
150	MXU150	All	-	YTX9-BS	-	-		LT-F250, Ozark	'02-'14	-	YTX12-BS	-	-
250	Mongoose, MXU	All	-	YTX12-BS	-	-		LT-F250F QuadRunner	'99-'02	YTX14AH-BS*	-	YB14A-A2	-
300	MXU300SD	All	-	YTX12-BS	-	-		LT-F250F QuadRunner (CN, Opt)	'99-'02	-	-	Y50-N18A-A	-
	Mongoose300	All	-	YTX12-BS	-	-		LT-Z250 QuadSport	'04-'11	-	YTX9-BS	-	-
450	Maxxer 450	'14	YTX20HL-BS*	YTX20L-BS	-	-	280	LT-F4WDX KingQuad	'91-'99	YTX14AH-BS*	-	YB14A-A2	-
500	MXU500	'14	YTX20HL-BS*	YTX20L-BS	-	-		LT-F4WDX KingQuad (CN, Opt)	'91-'99	-	-	Y50-N18A-A	-
700	MXU700	'14	YTX20HL-BS*	YTX20L-BS	-	-	300	LT-F4WDX KingQuad	'99-'02	YTX14AH-BS*	-	YB14A-A2	-
								LT-F4WDX KingQuad (Opt)	'99-'02	-	-	Y50-N18A-A	-
<b>POLARIS</b>								LT300E QuadRunner 300E	'87-'89	YTX14AH-BS*	-	YB14A-A2	-
50	Predator, Outlaw	'04-'14	YTX7S*	YTX5L-BS	-	-		LT-F300F KingQuad	'99-'02	YTX14AH-BS*	-	YB14A-A2	-
	Scrambler	'01-'02	-	YTX4L-BS	-	-		LT-F300F KingQuad (CN, Opt)	'99-'02	-	-	Y50-N18A-A	-
	Scrambler	'03	YTX7S*	YTX5L-BS	-	-	400	LT-F300F KingQuad (CN, Opt)	'99-'02	-	-	-	-
90	Predator, Sportsman, Outlaw	'03-'14	YTX7S*	YTX5L-BS	-	-		LT-A400 Eiger 2WD, F Eiger 4WD	'02-'07	YTX14H-BS*	YTX14-BS	-	-
	Scrambler, Sportsman	'01-'02	-	YTX4L-BS	-	-		LT-F400 Eiger 2WD, F Eiger 4WD	'02-'07	YTX14H-BS*	YTX14-BS	-	-
	Phoenix, Sawtooth	'05-'14	-	YTX12-BS	-	-		LT-Z400 QuadSport	'03-'14	-	YTX9-BS	-	-
200	All models	'85-'05	YTX14AH-BS*	-	YB14A-A2	-		LT-A400 King Quad	'14	YTX14H-BS*	YTX14-BS	-	-
250	All models	'85-'05	-	-	YB14A-A2	-	450	LT-A450 King Quad	'07-'11	YTX14H-BS*	YTX14-BS	-	-
300	Hawkeye, Sportsman 300	'06-'10	-	-	YB14A-A2	-		LT-R450 QuadRacer	'06-'11	YTX14H-BS*	YTX14-BS	-	-
325	All Models	'87-'02	YTX14AH-BS*	-	YB14A-A2	-	500	LT-A500F QuadMaster	'00-'01	-	YTX16-BS-1	-	-
330	Magnum, Trail	'03-'13	YTX14AH-BS*	-	YB14A-A2	-		LT-A500F Vinson 4WD	'04-'07	YTX20CH-BS	-	-	-
	ACE	'14-'15	YTX14AH-BS*	-	YB14A-A2	-		LT-A500F Vinson 4WD	'02-'03	YTX20CH-BS*	YTX16-BS	-	-
335	Sportsman	'98-'01	YTX14AH-BS*	-	YB14A-A2	-		LT-F500F Vinson Manual 4WD	'04-'07	YTX20CH-BS	-	-	-
								LT-F500F Vinson Manual 4WD	'03	YTX20CH-BS*	YTX16-BS	-	-
								LT-A500 King Quad	'14	YTX20CH-BS	-	-	-

\* See Battery Cross Reference Chart on page 12.  
 K Available at Kawasaki dealers only.

FA Must use Factory Activated battery.



# ALL TERRAIN VEHICLE (ATV) APPLICATIONS

CC	Model	Year	High Performance AGM	AGM	YuMicron	Conventional	CC	Model	Year	High Performance AGM	AGM	YuMicron	Conventional
<b>SUZUKI (continued)</b>							<b>YAMAHA (continued)</b>						
700	LT-A700X King Quad	'05-'07	YTX20CH-BS	-	-	-	YFM35F, U Big Bear	'87-'99	YTX14AH-BS*	-	-	YB14A-A1	-
	LT-V700F Twin Peaks	'04-'05	YTX14H*FA	YTX14FA	-	-	YFM35FX Wolverine	'95-'05	-	-	-	YB12C-A	-
750	LT-A750 King Quad	'07-'14	YTX20CH-BS	-	-	-	YFM35FX Wolverine	'06-'10	YTX14AH-BS	-	-	-	-
<b>YAMAHA</b>													
50	YFM50 Raptor	'04-'09	-	-	-	12N7D-3B	YFM35R Raptor	'04-'13	YTX14AH-BS	-	-	-	-
80	YFM80 Badger	'85-'01	-	-	-	12N7D-3B	YFM35U Big Bear	'87-'99	YTX14AH-BS*	-	-	YB14A-A1	-
	YFM80 Grizzly	'05-'08	-	-	-	12N7D-3B	YFM35X Warrior	'87-'03	-	-	-	YB12C-A	-
	YFM80R Raptor	'02-'08	-	-	-	12N7D-3B	YFP35 TerraPro	'88	YTX14AH-BS*	-	-	YB14A-A1	-
90	YFM90R Raptor	'09-'13	YTX20S*	YTX5L-BS	-	-	YFM40FB Big Bear	'00-'12	YTX20HL-BS*	YTX20L-BS	-	-	-
100	YFM100 Champ	'87-'91	-	-	-	12N7D-3B	YFM40FG Grizzly	'07-'08	YTX14AH-BS	-	-	-	-
125	YFA-1 Breeze	'89-'04	-	-	YB12C-A	-	YFM40FW Kodiak	'93-'95	YTX14AH-BS	-	YB14A-A1	-	-
	YFM125S, Grizzly	'04-'13	-	-	YB12C-A	-	YFM40FW Kodiak/Automatic	'03-'06	YTX14AH-BS	-	-	-	-
	YFM125R, Raptor	'11-'13	YTX20S	-	-	-	YFM40FW Kodiak/Automatic	'96-'02	YTX20HL-BS*	YTX20L-BS	-	-	-
200	YFM200, DX Moto 4	'85-'89	YTX14AH-BS*	-	YB14A-A1	-	YFM40FWN Big Bear	'00-'03	YTX20HL-BS*	YTX20L-BS	-	-	-
	YTM200, E, ER Tri Moto	'83-'85	-	-	YB14A-A1	-	450 YFM45FG Grizzly	'07-'14	YTX20HL-BS*	YTX20L-BS	-	-	-
225	YFM225 Moto 4	'86-'88	YTX14AH-BS*	-	YB14A-A1	-	YFM45FX Wolverine	'03-'10	YTX20HL-BS*	YTX20L-BS	-	-	-
	YTM225DR, DX Tri-Moto	'83-'86	YTX14AH-BS*	-	YB14A-A1	-	YFZ450	'04-'13	-	YTX20L-BS	-	-	-
230	YFU-1/T Pro-Hauler	'89	YTX14AH-BS*	-	YB14A-A1	-	YFZ450X	'08	-	YTX20L-BS	-	-	-
250	YFB250, F Timber Wolf	'92-'00	-	-	YB12C-A	-	YFZ450R, X	'09-'15	YTX20S	-	-	-	-
	YFM25 Bear Tracker	'99-'04	YTX14AH-BS*	-	YB14A-A2	-	550 YMF5FG Grizzly	'14	YTX20HL-BS*	YTX20L-BS	-	-	-
	YFM250 Moto 4	'89-'91	YTX14AH-BS*	-	YB14A-A1	-	600 YFM600FW Grizzly	'98-'01	YTX20HL-BS*	YTX20L-BS	-	-	-
	YFM25B Big Bear	'07-'10	YTX14AH-BS*	-	YB14A-A2	-	YFM600FW Grizzly	'98-'01	YTX20HL-BS*	YTX20L-BS	-	-	-
	YFM25B Bruin	'05-'06	YTX14AH-BS*	-	YB14A-A2	-	660 YFM66FA Grizzly	'02-'08	YTX20HL-BS*	YTX20L-BS	-	-	-
	YFM25R Raptor, R	'08-'13	YTX20S	-	-	-	YFM66R Raptor	'01-'05	YTX14AH-BS*	YTX14L-BS	-	-	-
300	Grizzly 300 Automatic	'11-'13	-	YTX12-BS	-	-	700 YFM7FG Grizzly	'07-'15	YTX20HL-BS*	YTX20L-BS	-	-	-
350	YFM35B Bruin	'04-'06	YTX14AH-BS	-	-	-	YFM70R Raptor	'06-'15	-	YTX9B-BS	-	-	-
	YFM35ER Moto 4	'87-'95	YTX14AH-BS*	-	YB14A-A1	-							



# PERSONAL WATERCRAFT (PWC) APPLICATIONS

CC	Model	Year	High Performance AGM	AGM	YuMicron	Conventional	CC	Model	Year	High Performance AGM	AGM	YuMicron	Conventional
<b>AQUA-JET CO.</b>							<b>KAWASAKI (JET SKI) (continued)</b>						
430	Aqua-Jet SX1	'91	-	-	YB16-B	-	JS750 SX, ZX	'92-'95	YTX20HL-BS-PW*	-	-	YB16CL-B	-
432	Aqua-Jet SX1	'89-'90	-	-	YB16-B	-	JS750 SXi, SXi Pro	'95-'02	YTX20HL-BS*	YTX20L-BS	-	-	-
<b>ARCTIC CAT</b>													
640	Tiger Shark	'97-'99	YTX14AHL-BS*	-	YB14L-A2	-	800 JS800 SX-R	'03-'13	YTX20HL-BS*	YTX20L-BS	-	-	-
	Tiger Shark	'93-'96	-	-	YB16C-B	-	900 JH900 ZXi	'95-'97	YTX20HL-BS*	YTX20L-BS	-	-	-
770	Tiger Shark	'97-'99	YTX14AHL-BS*	-	YB14L-A2	-	JT900 STS, STX	'97-'05	YTX20HL-BS*	YTX20L-BS	-	-	-
<b>BRP (SEA-DOO)</b>													
1500	GTX, GTX, GTR RXP, RXT, WAKE	'13	-	YIX30L-BS-PW	YB30CL-B	-	1100 JH1100 ZXi	'96-'03	YTX20HL-BS*	YTX20L-BS	-	-	-
1500	GTX 4-Tec, RXP	'03-'07	-	YIX30L-BS-PW	YB30CL-B	-	JH1100-B Ultra 130	'01-'04	YTX20HL-BS*	YTX20L-BS	-	-	-
	All Models	'88-'93	YTX20HL-BS*	-	YB16L-B	-	JT1100 STX	'97-'03	YTX20HL-BS*	YTX20L-BS	-	-	-
	All Other Models	'94-'07	YTX20HL-BS-PW*	-	YB16CL-B	-	1200 JH1200-A, B Ultra 150	'99-'05	YTX20HL-BS*	YTX20L-BS	-	-	-
780	3D	'07	YTX20HL-BS-PW*	-	YB16CL-B	-	JT1200-A-B, C, STX-R, STX-12F	'02-'07	YTX20HL-BS*	YTX20L-BS	-	-	-
<b>HONDA</b>													
1235	AquaTrax F/R-12, F/R-12X	'02-'09	YTX20HL-BS*	YTX20L-BS	-	-	1500 JT1500-A, STX, STX-15F	'04-'13	YTX20HL-BS*	YTX20L-BS	-	-	-
1470	AquaTrax F-15, F-15X	'03-'13	YTX20HL-BS*	YTX20L-BS	-	-	JT1500B, C, 250X, Ultra LX, 260(L)X, 300(L)X	'07-'13	YTX20HL-BS*	YTX20L-BS	-	-	-
<b>KAWASAKI (JET SKI)</b>							<b>POLARIS</b>						
300	JS300 TS, SX	'86-'91	YTX20HL-BS-PW*	-	YB16CL-B	-	All All Models	All	YTX20HL-BS-PW*	-	-	YB16CL-B	-
400	JS400	'76	YTX20HL-BS*	YTX20L-BS*	YB16L-B	-	<b>S.O.S. MARINE MFG</b>						
440	JS440	'87-'92	YTX20HL-BS-PW*	-	YB16CL-B	-	All All Models	All	YTX20H-BS*	YTX20-BS*	YB16-B-LM*	YB16-B	-
	JS440	'77-'86	YTX20HL-BS*	YTX20L-BS*	YB16L-B	-	<b>ULTRANAUTICS</b>						
550	JS550	'82-'85	YTX20HL-BS*	YTX20L-BS*	YB16L-B	-	800 All Models	'87-'92	-	-	-	53030	-
	JS550, SX	'86-'95	YTX20HL-BS-PW*	-	YB16CL-B	-	Wet Bike	'85-'86	-	-	-	-	YHD-12H
650	JF650 TS	'89-'96	YTX20HL-BS-PW*	-	YB16CL-B	-	1250 Jet Star1250 (Boat)	'88-'90	-	-	-	53030	-
	JF650 X2	'86-'95	YTX20HL-BS-PW*	-	YB16CL-B	-	Jet Star1260 (Boat)	'91	-	-	-	53030	-
	JL650 SC	'91-'95	YTX20HL-BS-PW*	-	YB16CL-B	-	<b>WET JET INTERNATIONAL</b>						
	JS650 SX	'87-'95	YTX20HL-BS-PW*	-	YB16CL-B	-	All All Models	All	YTX20H-BS*	YTX20-BS*	YB16-B-LM*	YB16-B	-
750	JH750 B1-b3	'93-'95	YTX20HL-BS-PW*	-	YB16CL-B	-	<b>YAMAHA</b>						
	JH750 E1, F2, G1, G2	'95-'99	YTX20HL-BS*	YTX20L-BS	-	-	All All Wave Runner Models	'87-'08	YTX20HL-BS-PW*	-	-	YB16CL-B	-
	JH750 SS, ST, Xi, XIR	'92-'99	YTX20HL-BS-PW*	-	YB16CL-B	-	700 Superjet	'09-'13	YTX20HL-BS-PW*	-	-	YB16CL-B	-
	JH750 ST, Zxi	'95-'97	YTX20HL-BS*	YTX20L-BS	-	-	1100 VX	'09-'13	YTX20HL-BS-PW*	-	-	YB16CL-B	-
	JH750 SX, ZX	'92-'95	YTX20HL-BS-PW*	-	YB16CL-B	-	1800 FX, FZR, FZS, VXS, VXR	'09-'13	YTX20HL-BS-PW*	-	-	YB16CL-B	-

\* See Battery Cross Reference Chart on page 12.



# SNOWMOBILE APPLICATIONS

CC	Model	Year	High Performance AGM	AGM	YuMicron	Conventional	CC	Model	Year	High Performance AGM	AGM	YuMicron	Conventional
<b>ARCTIC CAT</b>							<b>ARCTIC CAT (continued)</b>						
1100	Z1, T Z1, F1100, M1100, Bearcat XF1100, T1100	'01-'14	YTX20H-BS	-	-	-	Panther	'89-'93	YTX14AHL-BS*	-	-	YB14L-A2	-
	ZR 5000, ZR 7000, ZR 9000	'14	YTX20H-BS	-	-	-	Panther	'80-'88	-	-	-	YB16L-B	-
	XF 7000, XF 8000, XF 9000, M9000	'14	YTX20H-BS	-	-	-	Panther 340	'97-'00	YTX14AH-BS*	-	-	YB14-A2	-
800	F8 LXR, F800, M800, XF800	'07-'13	YTX20H-BS	-	-	-	Panther 370	'01-'07	YTX14AH-BS*	-	-	YB14-A2	-
	ZR 8000	'14	YTX20H-BS	-	-	-	Panther 440	'97-'03	YTX14AH-BS*	-	-	YB14-A2	-
	ZR 6000	'14	YTX20H-BS	-	-	-	Panther 550	'97-'01	YTX20H-BS*	YTX20-BS*	-	YB18-A	-
570	F570, T570, Bearcat	'08-'14	YTX20H-BS*	YTX20-BS*	YB18-A	-	Panther 570	'02-'07	YTX24HL-BS*	-	-	Y50-N18L-A-LM	-
500	F5 LXR	'07-'14	YTX20H-BS*	YTX20-BS*	YB18-A	-	Panther 660	'06-'07	YTX24HL-BS*	-	-	Y50-N18L-A-LM	-
	4 Stroke Trail, Touring	'02-'03	YTX24HL-BS*	-	Y50-N18L-A-LM	-	Powder Extreme	'97-'98	YTX20H-BS*	YTX20-BS*	-	YB18-A	-
	Bearcat 340, 440	'95-'00	YTX14AH-BS*	-	YB14-A2	-	Powder Special	'95-'97	YTX20H-BS*	YTX20-BS*	-	YB18-A	-
	Bearcat 570	'04-'09	YTX24HL-BS*	-	Y50-N18L-A-LM	-	Prowler	'94	-	-	-	YB7-A*	12N7-4A
	Bearcat 570	'10-'14	YTX20H-BS	-	-	-	Prowler	'90-'93	YTX14AHL-BS*	-	-	YB14L-A2	-
	Bearcat WT Turbo	'06-'07	YTX24HL-BS	-	-	-	Prowler 2-Up	'95	YTX20H-BS*	YTX20-BS*	-	YB18-A	-
	Bearcat WT	'05-'07	YTX24HL-BS	-	-	-	Prowler Special	'91-'92	YTX20H-BS*	YTX20-BS*	-	YB18-A	-
	Bearcat WT	'03-'04	YTX24HL-BS*	-	Y50-N18L-A-LM	-	Puma	'94-'96	YTX14AH-BS*	-	-	YB14-A2	-
	Bearcat WT	'95-'02	YTX20H-BS*	YTX20-BS*	YB18-A	-	Sabercat 500	'04-'06	YTX20H-BS*	YTX20-BS*	-	YB18-A	-
	Cheetah	'91-'93	YTX14AHL-BS*	-	YB14L-A2	-	Sabercat 600, 700	'04-'06	YTX24HL-BS*	-	-	Y50-N18L-A-LM	-
	Cheetah	'86-'90	-	-	YB16L-B	-	T660 Touring	'04-'06	YTX24HL-BS*	-	-	Y50-N18L-A-LM	-
	Cougar	'95-'98	YTX20H-BS*	YTX20-BS*	YB18-A	-	T660 Turbo	'04-'07	YTX24HL-BS	-	-	-	-
	Cougar	'91-'94	YTX14AHL-BS*	-	YB14L-A2	-	T660 Turbo Touring	'04-'07	YTX24HL-BS	-	-	-	-
	Cougar	'85-'90	-	-	YB16L-B	-	Thundercat	'97-'02	YTX20H-BS*	YTX20-BS*	-	YB18-A	-
	Crossfire 500	'07	YTX20H-BS	-	-	-	Wildcat (EFI)	'95-'96	-	-	-	YB7-A*	12N7-4A
	Crossfire 600	'06-'07	YTX20H-BS	-	-	-	Wildcat (EFI)	'93	YTX14AHL-BS*	-	-	YB14L-A2	-
	Crossfire 700	'06	YTX20H-BS	-	-	-	Wildcat MC	'94	-	-	-	YB7-A*	12N7-4A
	El Tigre 5000	'87-'88	YTX14AHL-BS*	-	YB14L-A2	-	Wildcat Touring	'95-'96	-	-	-	YB7-A*	12N7-4A
	EXT	'95-'97	-	-	-	12N7-4A	Z	'98-'01	YTX14AH-BS*	-	-	YB14-A2	-
	EXT	'92-'94	YTX14AHL-BS*	-	YB14L-A2	-	Z 370, 440	'02-'07	YTX14AH-BS*	-	-	YB14-A2	-
	EXT	'89-'91	-	-	YB16L-B	-	Z 570	'02-'08	YTX24HL-BS*	-	-	Y50-N18L-A-LM	-
	EXT (Carb)	'95-'96	YTX20H-BS*	YTX20-BS*	YB18-A	-	ZL 500	'02	YTX20H-BS*	YTX20-BS*	-	YB18-A	-
	EXT (EFI)	'98	YTX20H-BS*	YTX20-BS*	YB18-A	-	ZL 550, 600	'02-'03	YTX20H-BS*	YTX20-BS*	-	YB18-A	-
	EXT (EFI)	'95-'97	-	-	-	12N7-4A	ZL 800	'02-'03	YTX24HL-BS*	-	-	Y50-N18L-A-LM	-
	EXT 600	'97-'98	YTX20H-BS*	YTX20-BS*	YB18-A	-	ZR (EFI)	'95-'96	-	-	-	YB7-A*	12N7-4A
	EXT Dlx (EFI)	'97-'98	YTX24HL-BS*	-	Y50-N18L-A-LM	-	ZR 500, 600	'01-'02	YTX20H-BS*	YTX20-BS*	-	YB18-A	-
	EXT Special	'91-'92	YTX14AHL-BS*	-	YB14L-A2	-	ZR 800	'02-'03	YTX24HL-BS*	-	-	Y50-N18L-A-LM	-
	F6, F8, F1000	'07-'09	YTX20H-BS	-	-	-	ZR 900	'03-'06	YTX24HL-BS*	-	-	Y50-N18L-A-LM	-
	F5	'07-'09	YTX20H-BS*	YTX20-BS*	YB18-A	-	ZRT	'97-'02	YTX20H-BS*	YTX20-BS*	-	YB18-A	-
	Firecat	'03-'06	YTX24HL-BS*	-	Y50-N18L-A-LM	-	<b>BRP (SKI-DOO)</b>						
	Jag AFS	'89-'91	YTX14AHL-BS*	-	YB14L-A2	-	All 4-stroke	'03	YTX24HL-BS	-	-	-	-
	Jag AFS L/T	'89-'93	YTX14AHL-BS*	-	YB14L-A2	-	All Models	'98	YTX24HL-BS*	-	-	Y50-N18L-A-LM*	Y50-N18L-A
	Jag Liquid	'96	YTX14AH-BS*	-	YB14-A2	-	CK3 Types	'99-'03	YTX24HL-BS*	-	-	Y50-N18L-A-LM*	Y50-N18L-A
	Jag Z	'94	YTX14AH-BS*	-	YB14-A2	-	Elite	'04-'06	-	YIX30L-BS	-	-	-
	Jag Z	'93	YTX14AHL-BS*	-	YB14L-A2	-	ZX Types	'99-'01	-	YTX15L-BS	-	-	-
	Jag, Jag Dlx	'94-'99	YTX14AH-BS*	-	YB14-A2	-	ZX Types	'02-'03	YTX20HL-BS*	YTX20L-BS	-	-	-
	Jag, Jag Dlx	'85-'93	YTX14AHL-BS*	-	YB14L-A2	-	300 Skandic	'10	YTX20HL-BS*	YTX20L-BS*	-	-	-
	Jaguar	'07	YTX20H-BS	-	-	-	550 Expedition, Freestyle, Skandic	'05-'13	YTX20HL-BS*	YTX20L-BS*	-	-	-
	King Cat 900	'04-'06	YTX24HL-BS*	-	Y50-N18L-A-LM	-	Grand Touring, Renegade, Tundra	'13	YTX20HL-BS*	YTX20L-BS*	-	-	-
	Lynx	'91-'93	YTX14AHL-BS*	-	YB14L-A2	-	MKZ, GSX, GTX	'07-'13	YTX20HL-BS*	YTX20L-BS*	-	-	-
	M 5	'05-'06	YTX20H-BS	-	-	-	600 Expedition, Skandic, Summit	'06-'13	YTX20HL-BS*	YTX20L-BS*	-	-	-
	M 6	'05-'07	YTX20H-BS	-	-	-	Grand Touring, Renegade	'04-'13	YTX20HL-BS*	YTX20L-BS*	-	-	-
	M 7	'05-'06	YTX20H-BS	-	-	-	Tundra, MX Z, GSX, GTX	'04-'13	YTX20HL-BS*	YTX20L-BS*	-	-	-
	Mountain Cat	'01	YTX20H-BS*	YTX20-BS*	YB18-A	-	800 Expedition, Legend, Skandic	'07-'12	YTX20HL-BS*	YTX20L-BS*	-	-	-
	Mountain Cat 500	'02	YTX20H-BS*	YTX20-BS*	YB18-A	-	Renegade, Summit, Free Ride	'04-'13	YTX20HL-BS*	YTX20L-BS*	-	-	-
	Mountain Cat 570	'02-'04	YTX24HL-BS*	-	Y50-N18L-A-LM	-	GSX, MX Z	'04-'13	YTX20HL-BS*	YTX20L-BS*	-	-	-
	Mountain Cat 600	'02-'04	YTX20H-BS*	YTX20-BS*	YB18-A	-	1000 Expedition, Legend, Skandic	'03-'06	YTX24HL-BS*	-	-	-	-
	Mountain Cat 800	'02-'04	YTX24HL-BS*	-	Y50-N18L-A-LM	-	1200 Grand Touring, Expedition	'10-'13	YTX20HL-BS*	-	-	-	-
	Mountain Cat 900	'03-'04	YTX24HL-BS*	-	Y50-N18L-A-LM	-	Renegade, GSX, GTX, MX Z	'09-'13	YTX20HL-BS*	-	-	-	-
	Mountain Cat 1000	'02	YTX20H-BS*	YTX20-BS*	YB18-A	-	<b>KAWASAKI</b>						
	Pantera	'99-'01	YTX20H-BS*	YTX20-BS*	YB18-A	-	All Models	All	YTX24HL-BS*	-	-	Y50-N18L-A-LM*	Y50-N18L-A
	Pantera	'95-'98	YTX24HL-BS*	-	Y50-N18L-A-LM	-	<b>POLARIS</b>						
	Pantera	'94	YTX20H-BS*	YTX20-BS*	YB18-A	-	All EFI (RXL, 500 EFI)	'93-'97	-	-	-	YB9A-A	-
	Pantera	'86-'93	YTX14AHL-BS*	-	YB14L-A2	-	All Electric Start Kits	'85-'93	YTX24HL-BS*	-	-	Y50-N18L-A-LM*	Y50-N18L-A
	Pantera	'80-'85	-	-	YB16L-B	-	All Electric Start Kits	'94-'05	YTX14AH-BS*	-	-	YB14A-A2	-
	Pantera 550, 600	'02-'05	YTX20H-BS*	YTX20-BS*	YB18-A	-							
	Pantera 800	'02-'04	YTX24HL-BS*	-	Y50-N18L-A-LM	-							
	Panther	'94-'96	YTX14AH-BS*	-	YB14-A2	-							

\* See Battery Cross Reference Chart on page 12.  
 FA Must use Factory Activated battery.





# SNOWMOBILE APPLICATIONS

CC	Model	Year	High Performance AGM	AGM	YuMicron	Conventional	CC	Model	Year	High Performance AGM	AGM	YuMicron	Conventional
<b>POLARIS (continued)</b>							<b>YAMAHA (continued)</b>						
	All Other Models	'92-'05	YTX14AH-BS*	-	YB14A-A2	-	VT480 Venture GT	'92-'93	YTX14AH-BS*	-	YB14L-A2*	12N14-3A	
	Indy, Indy Trail	'84-'91	YTX24HL-BS*	-	Y50-N18L-A-LM*	Y50-N18L-A	VT480 Venture XL	'91-'97	YTX14AH-BS*	-	YB14L-A2*	12N14-3A	
	Sprint (Electric Start)	'86-'90	-	-	Y60-N24-A	-	VT480TR Venture TR Electric	'98	YTX14AH-BS*	-	YB14L-A2*	12N14-3A	
500	Wide Track	'89-'14	YTX24HL-BS*	-	Y50-N18L-A-LM*	Y50-N18L-A	Phazer	'14	YTX14H-BS*	YTX14-BS	-	-	
544	Trail, Trail Touring	'09	YTX14AH-BS*	-	YB14A-A2	-	Venture Lite, MP	'14	YTX14H-BS*	YTX14-BS	-	-	
550	IQ, LXT, Shift	'13	YTX20HL-BS	-	-	-	PZ500DX Phazer 500 Deluxe	'01	-	-	YB16AL-A2	-	
	Indy	'14	YTX20CH	-	-	-	VT500 Venture 500	'97-'01	-	-	YB16AL-A2	-	
600	IQ Touring	'08	YTX14AH-BS	-	-	-	VT500 Venture 500 XL	'99-'00	-	-	YB16AL-A2	-	
	IQ, Shift, Switchback, RMK	'09-'13	YTX20HL-BS	-	-	-	VX500E Vmax	'94-'01	-	-	YB16AL-A2	-	
	Shift, Switchback, RMK	'09-'10	YTX20HL-BS	YTX20L-BS	-	-	EC540 Excel	'79-'80	YTX24HL-BS*	-	Y50-N18L-A-LM*	Y50-N18L-A	
	Wide Track	'10-'13	-	YIX30L-BS	-	-	VX540E, II, III	'89-'03	-	-	YB16AL-A2	-	
	Rush	'10-'14	YTX20CH-BS	-	-	-	XL540 XLV	'85-'90	-	-	YB16AL-A2	-	
	Switchback, RMK	'11-'14	YTX20CH-BS	-	-	-	EX570E Exciter	'88-'90	-	-	YB16AL-A2	-	
	Indy	'14	YTX20CH	-	-	-	EX570E Exciter II LE	'91-'93	-	-	YB16AL-A2	-	
	IQ	'14	YTX20HL*	YTX20L	-	-	VT600 Venture 600	'97-'98	-	-	YB16AL-A2	-	
	Voyager	'14	YTX20CH	-	-	-	VT600 Venture 600	'99-'06	YTX24HL-BS*	-	Y50-N18L-A-LM*	Y50-N18L-A	
	Wide Track	'14	YIX30L	-	-	-	VX600DX Vmax 600 Deluxe	'99-'01	YTX24HL-BS*	-	Y50-N18L-A-LM*	Y50-N18L-A	
750	FS/FST, Wide Track	'06-'10	YTX20HL-BS*	YTX20L-BS	-	-	VX600E/DX Vmax 600 LE/DX	'94-'96	-	-	YB16AL-A2	-	
	Turbo Switchback, Turbo Dragon	'06-'10	YTX20HL-BS*	YTX20L-BS	-	-	VX600ER Vmax 600 ER	'02-'03	YTX24HL-BS*	-	Y50-N18L-A-LM*	Y50-N18L-A	
	Turbo LX, IQ	'08-'14	YTX20HL-BS*	YTX20L-BS	-	-	VX600XTC Vmax 600 XTC	'97-'98	-	-	YB16AL-A2	-	
	FS Wide Track	'10-'13	YIX30L	-	-	-	SVX700ER SXViper ER	'02-'05	YTX24HL-BS*	-	Y50-N18L-A-LM*	Y50-N18L-A	
800	Switchback, RMK	'10	YTX20HL-BS*	YTX20L-BS	-	-	VT700 Venture 700	'98-'04	YTX24HL-BS*	-	Y50-N18L-A-LM*	Y50-N18L-A	
	Rush, Switchback, RMK	'11-'14	YTX20CH-BS	-	-	-	VX700DX Vmax 700 Deluxe	'99-'00	YTX24HL-BS*	-	Y50-N18L-A-LM*	Y50-N18L-A	
	Indy	'14	YTX20CH	-	-	-	VX700ER Vmax 700 ER	'01-'02	YTX24HL-BS*	-	Y50-N18L-A-LM*	Y50-N18L-A	
							VX700XTC Vmax 700 XTC Deluxe	'98	YTX24HL-BS*	-	Y50-N18L-A-LM*	Y50-N18L-A	
							973 Vector	'09	YTX20HL-BS*	YTX20L-BS	-	-	
							Viking	'09	YTX20HL-BS*	YTX20L-BS	-	-	
							RS Viking Professional	'09-'14	YTX20HL-BS*	YTX20L-BS	-	-	
							1000 Apex	'06-'14	YTX14H-BS*	YTX14-BS	-	-	
							RS1000S, GT, RS		YTX20HL-BS*	YTX20L-BS	-	-	
							RX1000R RX (All Models)	'03-'05	YTX20HL-BS	YTX20L-BS	-	-	
							1049 FX Nitro	'14	YTX20HL-BS*	YTX20L-BS	-	-	
							RS Venture	'14	YTX20HL-BS*	YTX20L-BS	-	-	
							RS Vector	'14	YTX20HL-BS*	YTX20L-BS	-	-	
							SR Viper	'14	-	-	-	-	
<b>YAMAHA</b>													
80	SV80E Sno-Scout	'88-'90	-	-	YB7L-B*	12N7-3B							
125	SV125E Sno-Sport	'90-'91	YTX14AHL-BS*	-	YB14L-A2*	12N14-3A							
300	CF300 Inviter	'86-'90	-	-	YB16AL-A2	-							
340	CS340 Ovation Deluxe/LE	'89-'98	YTX14AHL-BS*	-	YB14L-A2*	12N14-3A							
	EC340 Excel III	'81-'88	YTX14AHL-BS*	-	YB14L-A2*	12N14-3A							
	ET340E Enticer	'79	YTX24HL-BS*	-	Y50-N18L-A-LM*	Y50-N18L-A							
	ET340E Enticer	'80	YTX14AHL-BS*	-	YB14L-A2*	12N14-3A							
480	PZ480E Phazer Deluxe	'84-'89	YTX14AHL-BS*	-	YB14L-A2*	12N14-3A							
	PZ480E Phazer II LE, SS	'90-'98	YTX14AHL-BS*	-	YB14L-A2*	12N14-3A							

# Consumer Products



## 1 AMP Automatic Battery Charger & Maintainer (12 volt)

Part No. YUA1201000

- 3 stage charge cycle
- Easy-to-use, simply attach to battery & plug it in
- Charges and maintains your battery
- 3 color LED displays your charge status at a glance
- Reaches 14.4 volt peak then automatically switches to maintenance mode
- Designed to prevent overcharging
- Includes quick connect adapter and alligator clips
- 5 year warranty

## Battery Charger Leads

Part No. YUA00ACC04 & YUA00ACC05

- Simple, bolt-on connection with fuse
- Can be used with Yuasa's 1.0 Amp chargers for applications ranging from motorcycles, automobiles and personal watercraft to ATVs, snowmobiles and riding mowers

YUA00ACC04 - 18AWG Wire, 3 amp fuse

YUA00ACC05 - 16AWG Wire, 15 amp fuse

(For use with electrical accessories such as Electric Clothing, GPS units, etc.)



## Jumper Cables

Part No. YUA00ACC07

- Easy to use, easy to store
- Convenient storage bag
- Heavy duty, 8 ft., 8-gauge cables won't stiffen or freeze
- Tangle resistant, encased rubber grips for safer use

# Professional Shop Products

## MB-2040 Battery Charger

Part No. YUA1202040



- High Output charging current (4 amps)
- High Voltage capable (20 volts) – designed to improve recovery of sulfated batteries
- Switchable Mode operation
  - “Fast Mode” – for quick vehicle set-up
  - “Normal Mode” – ideal for smaller batteries, initial activation, and deeply discharged batteries
- Commercial Grade – perfect for Dealer / Shop use
- Suitable for all battery types – Conventional, as well as (AGM), including YTZ
- Automatic Shut-Off
- Reverse Polarity Protection / Spark-free Operation (UL / CUL) approved
- Durable construction for longer life
- 3 year limited warranty

## 10-Bank Battery Maintainer

Part No. YUA120027 - Battery Maintainer with 3ft. Leads  
Part No. YUA122500 - Battery Maintainer with 25ft. Leads  
Part No. YUA00AC25F - 10 Pack of 25ft. Leads

- Maintain up to 10 batteries at a time
- 5-stage maintenance / float charge
- Prequalification battery test
- Built-in timer for battery protection
- 250 mA per channel
- 1 year limited warranty



*With Protective Rubber Boot  
and Amp Hr Guide*

## Digital Battery Tester

Part No. YUA00BTY01

- Developed exclusively for the Powersports industry
- Determines accurate battery status in seconds
- Single load, dynamic resistance technology minimizes battery drain during test
- Tests both charged and discharged batteries accurately
- 1 year limited warranty

# Merchandising Aids



## 3'x5' Banner

Part No. MOT-001

- Eye-catching contemporary graphics
- High-quality silk Screening won't fade or crack
- Made to last: weather-resistant, brass grommets and stitched edges
- Durable enough for outside use - attractive enough for inside!

## Small Display Rack

Part No. 60052

- 24" wide x 48" high x 10" deep
- Displays batteries attractively and professionally
- Heavy-duty steel construction designed for heavy loads
- Attention-getting silk-screened header
- Easily assembled – no tools
- Great sales and promotional tool





Yuasa-brand NP Series batteries, the original and only true NP product.

**Yuasa NP Series batteries are the culmination of over seven decades of battery manufacturing experience, offering:**

- \* High energy density
- \* Sealed leak proof construction
- \* Excellent performance in either float or cyclic applications
- \* Maintenance free
- \* Rechargeable, lead acid battery
- \* Long service life

**Applications:**

- \* Security and alarm systems
- \* CCTV's
- \* UPS systems
- \* Emergency Lighting systems
- \* OEM electrical equipment
- \* Electronic applications

**Call today to speak to one of our highly trained sales representatives.**

**201-535-8800 • [www.yuasabatteries.com](http://www.yuasabatteries.com)**

**Our Partial Client List**

- Mercedes-Benz
- Honda
- EATON Powerware
- Vodafone
- Emerson Network Power
- Nokia
- AT&T
- Toshiba
- Mitsubishi Heavy Industries, Ltd.
- Alcatel
- Boeing
- BellSouth
- IBM
- AOC/MGE
- Baxter
- NTT
- Delta Energy Systems
- Liebert
- Singapore Telecom
- China Telecom
- NEC Lithonia Lighting
- PCCW
- Socomec

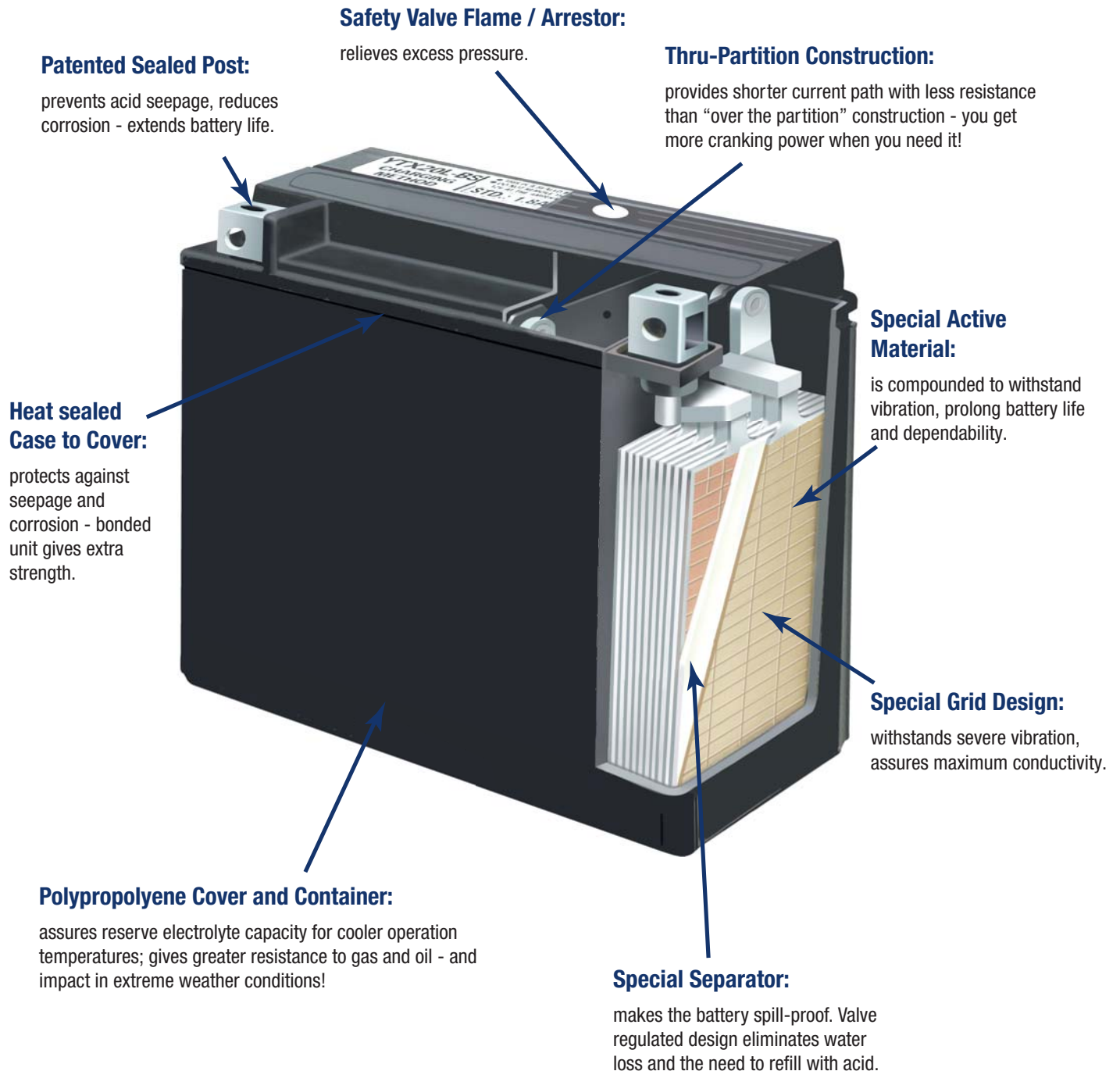
# MOTOCROSS 2015 TOP 25 BATTERIES

	Battery Type	Sales Flow	Upgrade Option	Primary Application
1	*YTX14-BS	7.6%	YTX14H-BS	ATV
2	*YTX20HL-BS	7.3%		Motorcycle / ATV / Watercraft
3	*YIX30L-BS***	7.1%	** DRY CHARGE OR FA	Motorcycle / ATV
4	YB14A-A2	4.9%	YTX14AH-BS	ATV
5	*YTX20L-BS	4.7%	** DRY CHARGE OR FA	Motorcycle / ATV / Watercraft
6	*YB16CL-B	4.0%	YTX20HL-BS-PW	Watercraft
7	*YTX9-BS	4.0%		Motorcycle / ATV
8	YTX5L-BS	3.9%	YTZ7S	Scooter / Mini ATV
9	*YTX14AH-BS	3.5%		Motorcycle / ATV
10	*YTX12-BS	3.4%		ATV
11	YTX4L-BS	3.1%		Scooter / Mini ATV
12	*YB30CL-B	2.2%	YIX30L-BS-PW	Watercraft
13	*YTX20H-BS	2.3%		Motorcycle / ATV / Snowmobile
14	YTX7A-BS	1.9%		Motorcycle / Mini ATV
15	*YB14L-A2	1.8%	YTX14AHL-BS	UPGRADE FOR L & G (12N14-3A)
16	*Y50N18L-A/A3	1.7%	YTX24HL-BS	Motorcycle / Snowmobile
17	*YTX20CH-BS	1.7%	Can replace YTX16-BS	Motorcycle / ATV
18	*YTX14-BS	1.3%		Motorcycle
19	*YTX24HL-BS	1.3%		Motorcycle / Snowmobile
20	YT7B-BS	1.2%		Motorcycle / ATV / Scooter
21	*YB30L-B	1.2%	YIX30L-BS	Motorcycle / ATV / Utility Vehicle
22	YT12B-BS	1.4%		Motorcycle
23	*YTX14AHL-BS	1.1%	Replaces YB14L-A2	Motorcycle / Upgrade L & G
24	YTX7L-BS	1.0%		Motorcycle / ATV / Scooter
25	YTZ10S	1.0%		Motorcycle / ATV / Scooter

\*\*\* YIX30L-BS dry charge/acid bottle - YIX30L FA - YIX30L-BS-PW / tray inc. (FA means factory activated)

Market Coverage	74.6%		*MADE IN THE USA
-----------------	-------	--	------------------

## AGM Cutaway Diagram





**MOTOCROSS™**  
POWERSPORTS BATTERIES

Motocross Products Co.  
Reading, PA 19605  
[www.motocross-batteries.com](http://www.motocross-batteries.com)

Yua-794 (03/15)